

# 2014-15 Capital Programme

## TABLE OF CONTENTS

<b>Section Detail</b>	<b>Page Number</b>
Executive Summary	1
Capital Programme Summary	7
Key Elements of the Capital Programme	9
Sources of Programme Funding	15
Recommendations	19
List of Appendices	21
Appendix 1 – Summary of Capital Programme	22
Appendix 2 – Breakdown of Capital Programme Funding	23
Appendix 3 – Monitoring Report for the 8 months ended 30 November 2014	24
Appendix 4 – Corporate Resource Pool (CRP)	27
Appendix 5 – Glossary of terms	31
Appendix 6 – Housing Investment Programme	33
Appendix 7 – Transport Capital Programme	58
Appendix 8 – Regeneration Capital Programme	64
Appendix 9 – List of All Projects in Capital Programme by Portfolio	67
Appendix 10 – List of All Projects in Capital Programme by Strategic Outcome	87

# 2015/16 Capital Programme

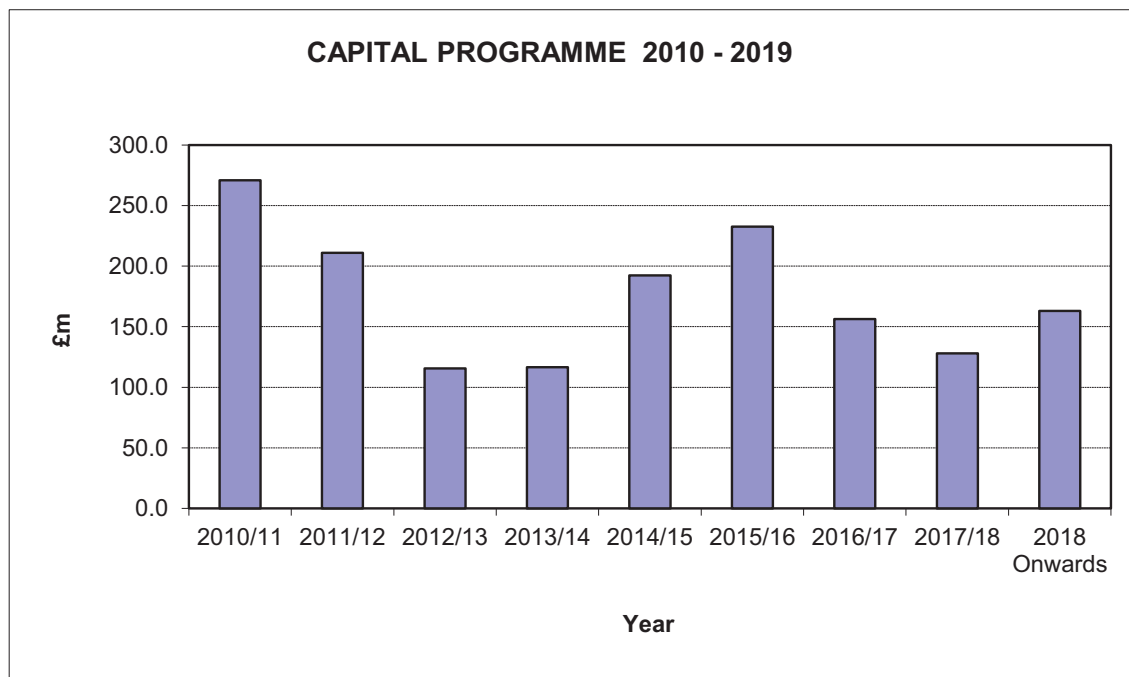
## CAPITAL PROGRAMME EXECUTIVE SUMMARY

1. Capital spending pays for buildings, roads and council housing and for major repairs to them. It does not pay for the day-to-day running costs of council services.
2. The Council's Corporate Capital Strategy is shaped by a number of central Government policies:
  - the self-financing regime for the Housing Revenue Account (HRA) has provided for a relatively well funded programme of investment in existing and even new Council housing stock;
  - the Streets Ahead programme is providing massive investment in the City's roads and street lighting over the next few years, funded via the Private Finance Initiative (PFI). Some of the cost is outside the capital programme;
  - the Government austerity programme, has had a major impact on the rest of the non-housing programme, which has not only led to less capital funding but is also reducing revenue budget funding and the scope for contributions to the capital budget;
  - the education policy mandating that all new schools should be academies which transfers maintenance responsibilities away from the Council's Local Education Authority (LEA) role and will subsequently reduce central grant funding which is formula driven based on pupil numbers;
  - the shift towards capital funding to economic regeneration projects which generate a financial return to repay the initial investment and create a revolving fund;
  - the devolvement of capital funding to City Region authorities and the involvement of the Local Enterprise Partnerships (LEP) in capital allocation decisions.

As a result of the above, the Housing investment programme therefore now accounts for almost 60% of the Capital Programme.

3. The impact of these policies will result in the Capital Programme principally supporting the Great Place to Live (GP2L) and Competitive City strategic outcome objectives. This is discussed further in paragraphs 59-67.
4. In GP2L, the delivery of the Council's Affordable Housing policy will be increasingly through council housing investment and, for private sector affordable housing, local housing associations or the Sheffield Housing Company initiative where the Council is working in partnership with a private sector developer to increase the number of affordable homes and regenerate housing estates.

5. In the Competitive City outcome, the focus will be on creating the necessary infrastructure to support economic regeneration.
6. In the Health and Well-being outcome investment will be directed to adapt homes so that people can live independently.
7. The Successful Young People outcome will continue to invest in schools to meet the increasing demand for pupil places.
8. The declining central government support will place increased reliance on the Council's Asset Enhancement programme to generate capital receipts to use on its own priorities.
9. The graph below illustrates the change in activity in the Capital Programme from 2010/11 to 2018/9.



### Capital Investment Plans

10. So, looking forward, the current Approved Capital Programme from 2014-15 is projected at £872m.
11. 2012/13 saw the introduction of the Streets Ahead Programme (a Highways Private Finance Initiative (PFI)). The programme will result in loss of the Local Transport Plan (LTP) Maintenance Grant of approximately £6m per year, but the PFI funding of £1.2bn should deliver substantial improvements to the Highways network through capital investment over a 30 year period concentrated in the first five years of the Core Investment Period of the project. Where economically advantageous, the Council will invest further sums if this can generate revenue

budget savings because it can raise finance cheaper than its commercial partners.

12. The Housing Revenue Account HRA Self Financing project delivers to local authorities' greater autonomy in the management of their housing stock and writes off substantial amounts of accumulated debt. This will allow the authority to plan contributions to the capital programme from the Housing Revenue Account with greater certainty over a longer term period, and the Authority has developed a 30 year business plan which will inject into the Housing Programme £70.5m in 2015-16 and £214m thereafter over the next three years.
13. School building works will be financed mainly by Department for Education formula calculated central grants supplemented by occasional specific grants to deal with building condition or population growth.
14. The proposed programme illustrated by the graph in paragraph 9 above does not include a number of major projects worth potentially £100m+ which are currently the subject of funding bids or approvals as detailed below.
15. **Flood Defence Schemes (£35 m):** Cabinet has already approved a £18m scheme to provide enhanced flood defences over a five mile stretch of the River Don between the city centre and Meadowhall which would protect homes and businesses against a 100 year flood event. The Environment Agency has invited the Council to apply for a further £35m of funding to undertake works across the city in the Upper Don valley, on the River Sheaf, Blackburn Brook and Car Brook.
16. **City Centre Development:** it is a Council priority to regenerate the city centre. The Council is reviewing different partnership options for taking this project forward. This may involve the Council undertaking infrastructure works to prime the development.
17. **Central Library:** the objective will be to provide a refurbished and improved central library and gallery facility to meet modern requirements, while maintaining the heritage value of the existing building. The project is the subject of feasibility work to ascertain the best use of the Council's city centre buildings. The scale of the work could be very significant requiring external funding support. Approvals will be sought once a funded proposal has been developed.
18. **Castlegate Redevelopment:** the Council is seeking external funding to develop the former Castle Market site potentially as a visitor attraction if there are sufficient remains of the former castle which can be uncovered.

## Pressures on the Capital Programme

19. This summary details the pressures on the Capital Programme and the consequences for its funding.

## **Schools**

### ***School Places***

20. The Council has a significant duty to provide sufficient and suitable school places. The rising birth rate means that the primary population (which eventually becomes the secondary group from 2015/16) has risen significantly and two new schools have been delivered in 2014. This need will continue for the foreseeable future as the responsibility to build new schools remains with the Council and does not transfer to academies.
21. The proposals in this report are based on the current education funding arrangements and do not include any attempt to forecast the impact of additional schools converting to academy status. This development is expected to reduce the level of funding from today but the demands on the Authority's capital funds will reduce too as the commensurate responsibility for the upkeep of the school infrastructure transfers to the Academies. However the demands relating to the condition of the primary estate are still significant. For the whole school estate, the backlog maintenance bill has been estimated at £100m.

### ***Homes***

22. The Housing Programme has suffered twin pressures caused by reductions in nationally funded programmes and reducing capital receipts as a result of the economic climate and changes to the Right to Buy legislation. The introduction of the Self-Funded Business Model has created greater freedom for the Council to invest in its housing stock through contributions from the Housing Revenue account.
23. Having conducted an assessment of the housing market, the Council estimates that at least 725 affordable homes are required each year. The Council aims to deliver these through a combination of initiatives including building homes itself using the Sheffield Housing Company, releasing land to Housing Associations, bringing long term empty properties back into use as well as private sector developments.

### ***Roads***

24. The Streets Ahead programme is well underway renewing the fabric of the City's highway infrastructure. The new contract creates greater budgetary discipline than before in that the future maintenance costs of changes to the network have to be identified at the point of construction. This is done by calculating the future costs as a "commuted sum" which is usually funded out of the existing revenue budget. As the austerity programme reduces local authority budgets, there may

come a point where new works are unable to progress because the Council cannot meet the future maintenance obligations.

25. The final position on the Inner Relief Road (IRR) scheme is dependent on the disposal of a small number of residual sites. Balancing this project relies on realising the sales to match any shortfall otherwise funding will have to be taken from the Corporate Resource Pool (CRP).

### ***Maintaining the Existing Fabric of the Property Estate***

26. The Council has traditionally allocated several million pounds each year to fund building renovations and machinery replacement. Cabinet has approved a £4.4m programme to maintain the rolling programme and deliver savings to the Revenue Budget by engaging in capital spend to address the fundamental problems rather than “patch and mend”. However, the size and age of the estate produces a significant demand on the Council’s funds.
27. In order to mitigate this pressure, the Capital & Major Projects service is currently reviewing the estate to identify underutilised or high cost buildings where the facility can be provided from existing or new premises. This project, the Community Investment Plan, will run in conjunction with the Accommodation Efficiency Strategy which will reduce the Council’s office space needs enabling it to leave rented property.
28. The Community Investment Plan (CIP) and Asset Enhancement programmes are underway and receipts should arise in the next two years. The first call on the receipts is to repay the investment in these initiatives. The CIP will progress on cash neutral basis with minimal funding whereby future schemes will be financed from capital receipts or revenue savings from completed projects.
29. There is also a substantial programme of remedial works in schools. A small proportion of this can be met by specific grants from the Department for Education (DfE) but the majority of works will require either significantly more grant from the DfE and/or alternative financing.

### ***Developing the Local Economy and Infrastructure***

30. Despite the downturn in the property market, the Council will be presented with opportunities to acquire strategic land sites which will help the city recover as the economic upturn gathers pace or provide sites for housing development. Investing in the city’s people is also a key priority. In 2012-13 the Council acquired land to facilitate the construction of the University Technology College in the city centre and is supporting a second venture on the site of the former Don Valley Stadium where building will commence in 2015-16. This is not part of the Council’s programme being directly funded by the Education Funding Agency. In 2013-14 the Council completed the building of the new Moor Indoor Market as part of joint private-public sector initiative to regenerate the Moor. £2m has been

invested in building workshops to assist new small businesses to develop and provide employment.

31. The Capital programme funding strategy needs to be flexible enough to respond to such opportunities.

## **The Consequences for funding the Capital Programme**

32. The impact of the national expenditure reductions, the uncertainties of the weakened property market and the need to manage the risks and contain the pressures within the non-housing programme combine such that the authority becomes increasingly reliant on capital receipts. Looking beyond this source, there are opportunities within the capital programme and new funding streams which have been combined to create funding pools such as the Local Growth Fund. Other initiatives such as the Tax Increment Financing Scheme (TIF) are now in operation and the Community Infrastructure Levy (CIL) should come into force in January 2015. These sources are discussed more fully at paragraphs [82 - 93]

### ***The Capital Resource Pool (CRP)***

33. Historically the Capital Resource Pool (CRP) has been used to fund investment needs not met by Government funding, which is principally targeted at housing, schools and roads. The CRP is therefore used to improve the authority's building estate, deal with backlog maintenance demands and unplanned failures of structures or other property losses caused by natural disasters such as the floods in 2007. The authority needs to retain a prudent level of reserve to cover such risks.
34. CRP is also a key resource for funding those projects which are not supported by specific central government grants for homes, schools or roads. It can also be used to demolish empty properties to redevelop land for sale. This can bring benefits to the Revenue Budget by reducing the costs of safeguarding vacant property as well as replenishing the CRP.
35. The success of the Asset Enhancement programme is key to replenishing this reservoir of funding.
36. Appendix 4 discusses the position on the CRP in further detail but the key point to note is that this report, as for the past two years, recommends that no schemes funded from this source be approved beyond one year (2015-16) because of the uncertainty around future capital receipts.

## THE CAPITAL PROGRAMME 2014 – 18

37. The capital programme over the 5 years 2014-18 shows a broadly balanced position with proposed expenditure totalling £872m as per Appendix 1.
38. Wherever possible, attempts are made to match the timing of the receipt of resources and the incurrance of expenditure to protect the Council's cash flow position. Where the levels of expenditure are significant, then individual management arrangements are put in place to mitigate the impact as far as possible. These are overseen by the Director of Finance, in conjunction with the respective Head of Service.
39. The funding of the programme comes from a diverse range of resources, such as government grants, other grants and contributions from other public bodies or third parties, capital receipts, prudential borrowing and revenue contributions to capital. The majority falls within either prudential borrowing or contributions from the revenue account to the capital programme, which together represents £727.8m (71 %) of the overall programme value.
40. The 2014-15 programme was set on the 7<sup>th</sup> March 2014 and at the time totalled £101.3m for 2014-15. This has been revised as additional resources have been secured, and to reflect the impact of newly approved schemes, together with the net effect of the 2013/14 Outturn slippage and actions taken below, resulting in a revised current approved programme of £192.4m as per appendix 1.

### ***Slippage within the Capital Programme***

41. For the last five years there has always been an underspend against the approved capital programme. Subject to Cabinet approval, funds are rolled forward into the next year in order to complete projects. Slippage reflects delays in physical progress of a project and in most cases the work is delivered in the next financial year. The risk of slippage is present in all capital programmes and has been experienced in previous years.
42. However, the current reporting system has provided greater transparency and identified instances where money appears to be repeatedly carried forward from earlier years. This allows members to test if the funding is really needed and could be reallocated to other priorities. It also shows the delivery performance on the capital programme.
43. Considerable work has been undertaken in 2014-15 to identify the cause of slippage and improve capital delivery. This work has compared Sheffield's approach to that of other organisations with significant capital programmes. This has concluded that project management needs to be strengthened and that



delivery plans need independent scrutiny. The main improvement areas are being addressed as part of the recovery plan:

- The need for an independent review and challenge of project timelines which tend to be optimistic and do not allow sufficient time for key procedures such as approval, procurement and consultation with no contingency if things go wrong;
- Submitting investment bids before the whole project has been scoped in order to obtain capital funding; and
- Weak project governance with inadequate supervision of project managers by project and programme boards. In some cases the supervising group is managing the project.

44. The value of slippage approved to date totals £23.6m. A breakdown of this by portfolio is listed in the table below.

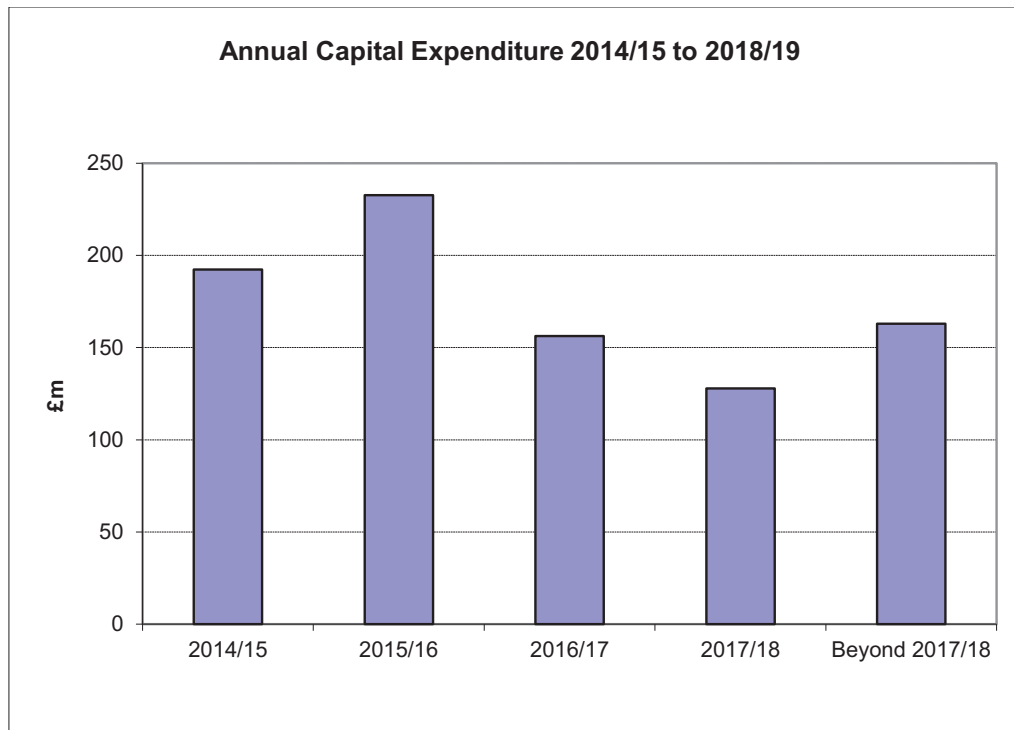
<b>Portfolio</b>	<b>Slippage (£m)</b>	<b>Accelerated Spend (£m)</b>	<b>Net Slippage (£m)</b>	<b>2013/14 Comparable Figure [1]</b>
Housing	11.0	0.2	10.8	24.2
Other Place	2.7	0.0	2.7	1.9
Resources	4.1	0.0	4.1	1.9
Highways	0.0	0.0	0.0	1.3
Communities	0.0	0.0	0.0	0.8
CYPF	6.0	0.0	6.0	0.0
<b>TOTAL</b>	<b>23.8</b>	<b>0.2</b>	<b>23.6</b>	<b>30.2</b>
[1] Represents the level of slippage approved at the equivalent period last year.				

## KEY ELEMENTS of the CAPITAL PROGRAMME

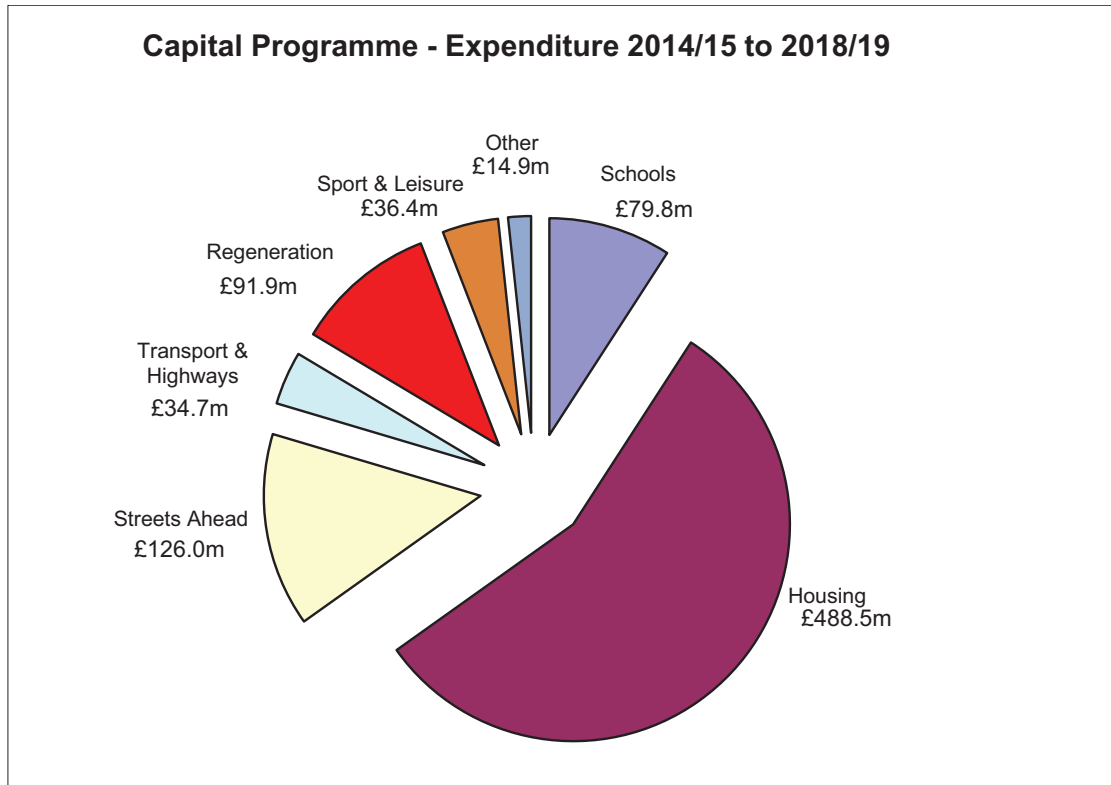
45. The overall Capital programme position for the 5 years from 2014/15 to 2018/19, amounts to £872m. Although the programme is made up of numerous capital projects the majority of its value falls within the Housing programme, which represents around £488.5m (56%) of the total programme.

<b>2014/15 Approved Programme</b>	
<b>Annual Profile</b>	
	<b>£m</b>
2014/15	192.4
2015/16	232.7
2016/17	156.3
2017/18	127.9
Beyond 2017/18	163.0
	<b>872.2</b>

46. When represented graphically the peak of the programme is in 2015-16. As discussed at paragraph 14, it is expected that further projects will come forward for approval and add to the programme.



47. The Housing programme becomes the single largest element (56%) of the Capital Programme with significant amounts being invested in roads, regeneration, schools and leisure facilities.



<b>CAPITAL PROGRAMME</b>		
<b>2014/15 to 2018/19</b>		
	<b>£m</b>	<b>%</b>
Schools	79.8	9%
Housing	488.5	56%
Streets Ahead	126.0	14%
Transport & Highways	34.7	4%
Regeneration	91.9	11%
Sport & Leisure	36.4	4%
Other	14.9	2%
<b>Overall Total</b>	<b>872.2</b>	<b>100%</b>

Comments on the main elements are shown below. Further detail can be found in Appendices 6 to 8.

## **School Places and Capital Maintenance Programme for Schools**

48. The need to meet the demand for additional school places created by an expanding population is a priority for the council. Two new schools in the Waterthorpe and Skinnerthorpe areas will produce new places in two areas with increasing pupil numbers. The Council will design and procure the new schools, which will be academies under government rules. An external sponsor will then maintain them.
49. Capital investment in maintaining the primary estate (including primary schools) utilises the approximately £6m annual grant from the DfE together with the Devolved Formula grant from the schools themselves (£1.3m annually). Good prioritisation utilising our asset management plans means that the Council can target resources at the most needy schools throughout the city. This includes the ability to combine programmes at schools where it produces better value for money. The critical programmes to follow are, heating and electrical, fire risk assessment measures, structural, roofs, windows and mobile replacements.

## **Housing Programme**

The proposed programme is aligned to the three main themes in the Council's Housing Strategy. The programme is summarised below and described in detail in Appendix 6.

50. **Increasing the Supply of New Homes in the City (£100.1m)** through supporting the Sheffield Housing Company and other registered homes providers to build new properties. Local Growth Fund money will be used to clear undeveloped sites to prime construction work. For the first time in many years the Council will build its own houses putting substantial funds from the HRA and Affordable Housing payments from developers.
51. **Making the best use of the City's existing housing stock (£319.4m)** by continuing to renovate and refurbish the Council's housing stock. The Decent Homes Programme will complete in 2013-14 (£27m) having invested over £700m into improving homes. Going forward, £198.8m of funding has been identified within the Housing Revenue Account to maintain the standards reached today. On top of this over £42m will be invested in heating and insulation schemes improving the energy efficiency of homes reducing fuel costs and meeting the Council's environmental objectives. More money is also being invested in roofing including the fitting of solar panels.
52. **Helping Younger, Older and Vulnerable people live independently (£23.1m)** through the provision of grants to help adapt private sector houses to their needs as well as adapting the Council's own stock.

## Other Projects and Programmes

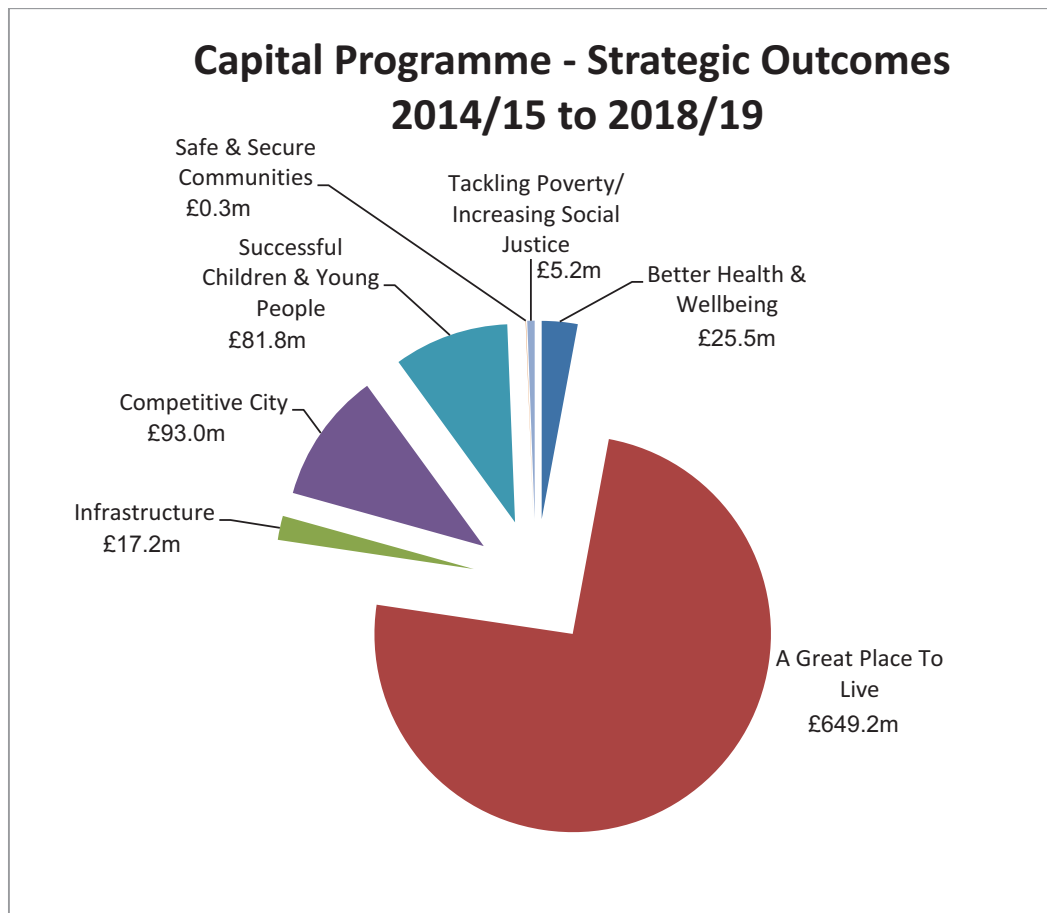
53. **Regeneration (£91.7m)** is a key programme and objective within the Place portfolio. These works are seen as essential to promote economic growth and jobs which will increase footfall and spending in the city. More businesses, less vacant office and shop space should also increase the Council's business rate income which will help offset the loss of central government funding. Most of the money is allocated to the New Development District in the city centre which will incorporate the New Retail Quarter. A further £8m is being invested in the West Bar to Castlegate axis through the demolition of the former Castle Market and removal of 500m of redundant highway along West Bar replacing it with landscaped verge (the Grey-to-Green project).
54. Over £36m has been included in the programme to implement the **Council's leisure facilities strategy**. This will deliver new centres in the North and South of the city complementing those at Ponds Forge in the city centre. The plans include £7m to build a new centre in the north of the city of which £2.5m will come from the Council and the remainder from external funders. The Council has assumed responsibility for the delivery of a £15m development replacing the existing facilities at Graves to serve the south of the city. The new sports centres will also include medical evaluation facilities to test the impact of exercise on health. A further £1.2m will be invested in a new venture with the Football Association to transform the quality of both adult and junior pitches across the city with Sheffield being the pilot for the national scheme.
55. £8.6m investment in **Office Accommodation** to implement modern IT systems and working practices which will reduce the overall floor space requirement and generate Revenue Budget savings. A further £4.8m is to be spent to make the long term building estate fit for purpose and compliant with the latest Health & Safety and accessibility legislation. The rolling repairs and refurbishment budget for the estate is another £2.3m.
56. £18m is included for the feasibility, design and construction of **flood defences** to protect the Lower Don Valley which should raise business confidence and assist the regeneration of the area. This has increased by £11m from last year following the successful bid for additional funds from the Environment Agency.
57. **Asset Enhancement Programme**. £3.2m will be invested in surplus council land to prepare it for development increasing its attractiveness so that it can be sold to generate a future stream of capital receipts to fund the Capital Programme. This programme will also assist other Council priorities such as developing new homes.
58. £2.8m investment in **Parks projects** including £750k to convert some areas of parks to natural meadow or woodland reducing revenue budget maintenance

costs, and, £0.8m on building two cycle paths to link Norfolk Park with Park Square.

## Strategic Outcomes

59. Over the past two years the Council has adopted an alternative Revenue Budget compilation strategy considering the total investment across all service delivery portfolios in a particular area of performance (called a strategic outcome) which is linked to the medium-term plan priorities. As stated in the Executive Summary, the current disposition of central government and external funding opportunities result in the Capital programme principally supports the Great place to Live and Competitive City outcomes.

60. The graph below shows the allocation of investment by Strategic Outcome. Individual projects are listed under each strategic outcome at Appendix 10.



61. **Successful Young People** primarily reflects the investment in schools to give children the opportunity of a good start in life. The School Places Expansion and Maintenance Programmes are the main components of this outcome.

62. **Great Place to Live** includes not just the Housing Programme but also investment in sports and leisure facilities, parks, fit for purpose transport systems and road safety measures. These works are predominantly undertaken by the housing and Place Portfolio programmes. Explained in greater detail in Appendices 6 to 8.
63. **Competitive City** – Schemes contributing to this outcome include the City centre regeneration schemes (New development district and public realm improvements) plus some energy efficiency schemes such as the insulation of homes which contributes to the Council’s environmental objectives.
64. **Health and Well Being** outcome will see investment in information systems and ICT to improve customer service and reduce operating costs, plus Housing programme schemes that help people to live independent lives in their own homes.
65. **Infrastructure** comprises mainly schemes associated with the life extension of, improving or rationalising the Council’s building estate e.g. the Office Accommodation Efficiency Strategy, Asset Enhancement and Community Investment Plan.
66. **Tackling Poverty and Increasing Social Justice** – a £5.8m scheme to improve the local district heating system including the installation of meters in individual dwellings to give people the opportunity to control their energy usage and cost.
67. **Safe and Secure Communities** investment will provide local facilities like resource centres to develop more sustainable and cohesive communities.

## **The Programme in 2015-16**

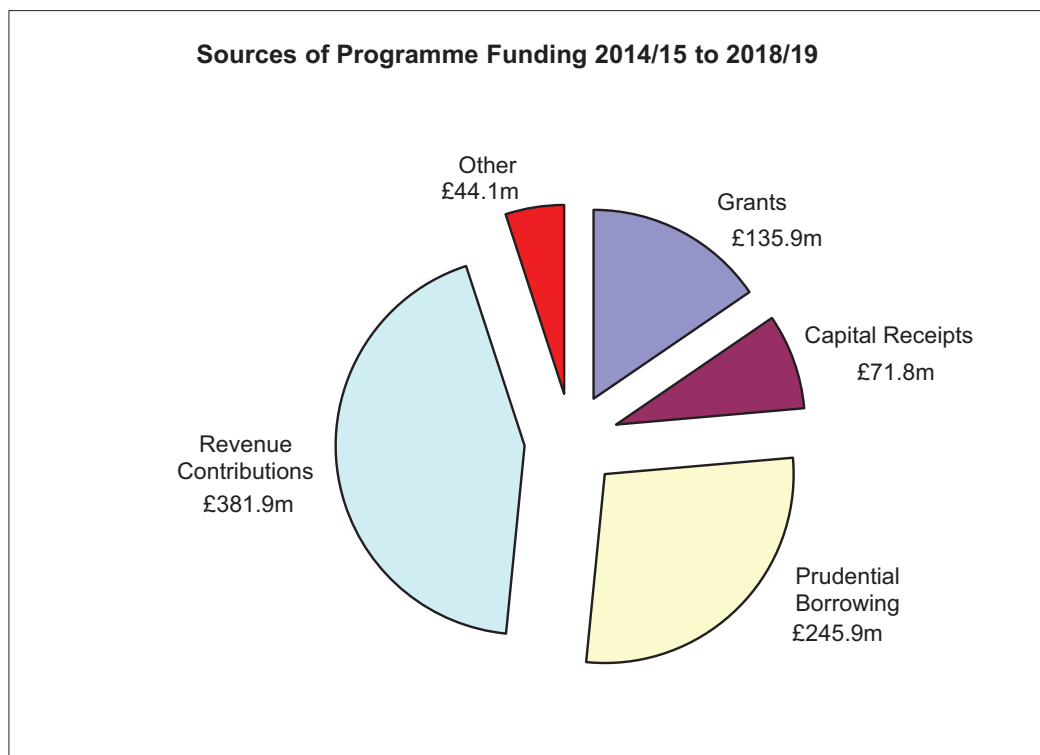
68. The year on year change in CYPF, from £38.0m in 2013-14 to £20.8m in 2014-15 shows a reducing level of BSF investment as that programme comes to an end. The schools programme is now focussed on the creation of new school places and primary school refurbishment using the Government’s Basic Need and Capital Maintenance grants. A new school for Tinsley is planned plus completions of expansions at Rowan and Oughtibridge and the new Through school at Don Valley. In total £18.1m will be spent on school expansions. £9.2m is budgeted to be spent on school refurbishments. Aside from schools, the portfolio plans to spend £0.8m to complete accommodation improvements at Thornbridge Outdoor centre and £0.5m of grants to assist early learning for children.

69. Housing programme increases by £40.7m from £51.5 to £92.2m. There will be significant investment of £20m in increasing the Council's housing stock through new build and acquiring suitable properties on the market. The existing stock will also receive substantial investment funded from the Housing Revenue Account with £23.7m going into replacing roofs and a further £3.7m fitting photo-voltaic cells, £10.9m for replacement heating systems, £7.2m to be spent on the refurbishment of doors, windows, kitchens, bathroom and electrical wiring, £4.8m into Communal areas and £2.9 for Fire and other safety compliance work.
70. The Place portfolio programme increases from £49.8m to £72.3m with the majority of the money being invested in regeneration projects including £37m acquiring land and developing the vision for the NDD/NRQ plus £6.3m demolishing the former Castle Market building and removing redundant highway in preparation for the redevelopment of the West Bar to Castlegate area. £19.4m is to be invested in sports, culture and leisure facilities using significant contributions from the Football Association, Sport England and the Arts Council. Finally, just under £9m is to be spent upgrading flood defences in the Lower Don Valley.
71. Highways programme decrease from £29.3m to £4.7m as the Bus Rapid Transit North scheme moves towards completion and the 2015-16 Local transport Programme is yet to be agreed and added to the budget.
72. The Resources portfolio programme will fall from £6m in 2014-15 to £4.6m in 2015-16 as the Office Accommodation Efficiency and Fire Safety projects are largely complete.
73. The Communities portfolio programme is forecast to be £1m in 2014-15 as the significant investment in the ICT Infrastructure scheme is completed.

## **SOURCES OF PROGRAMME FUNDING**

74. The programme details at scheme level, both the proposed expenditure and expected funding on an annual basis. The funding of the programme comes from a diverse range of resources and Appendix 2 gives a breakdown of how the overall Capital Programme is currently funded.
75. The majority of the programme is funded via revenue contributions to capital mainly from the Housing Revenue Account, which amount to £381.7m (43%). Grants fund 15% of the programme, prudential borrowing funds 28% and capital receipts represent a further 8% and it is this element of funding that is the most uncertain. Any projects in the Capital Programme funded by capital receipts can only be undertaken if the receipts are realised.





<b>Scheme</b>	<b>Funding £m</b>	<b>Percentage %</b>
Grants	135.9	15%
Capital Receipts	71.8	8%
Prudential Borrowing	245.9	28%
Revenue Contributions	381.9	43%
Other	44.1	5%
<b>Total</b>	<b>879.7</b>	<b>100%</b>

76. Grants funding is mainly used for the schools capital programmes and highways.

77. Prudential borrowing is used where no external funding is available and to fund schemes which will generate a Revenue Budget saving which then repays the principal and interest. The council can often borrow funds cheaper than its commercial sector partners because of its perceived higher credit rating. It makes sense therefore to inject such capital where there is a potential economic benefit.

### **Capital Receipts Funding**

78. The receipts from the sale of surplus assets are used to fund a Corporate Resource Pool (CRP) which allows Members at their discretion to undertake projects for which there is no external funding. It is also used by the authority as a

strategic reserve to cover to emergencies such as the total loss of a key piece of infrastructure e.g. as occurred in the 2007 Floods. As external funding sources are reduced because of austerity cut backs, the CRP assumes an even greater significance in funding the Capital Programme.

79. Appendix 4 gives a detailed review of the potential receipts and demands on the CRP over the next five years in order to form a view on the level of commitment which can be prudently made.
80. Whilst the Asset Enhancement and Community Investment programmes should deliver a steady stream of surplus properties, the uncertainty in the market suggests that the receipts may not be realised within five years. Moreover, the receipts from the CIP will be re-invested in the programme so that it does not require specific support from the Council.
81. Given the need to maintain a prudent level of reserve to mitigate infrastructure failures, grant claw back, or project overspends, the conclusion is that there is insufficient confidence to be able to recommend to Members that any CRP funded projects are approved beyond 2015-16.

## **Other forms of Funding**

### **Prudential Borrowing**

82. Under the rules of the Prudential Code, the Council has the power to finance Capital schemes using Prudential Borrowing (borrowing that does not attract financial support from the Government, which is also known as unsupported borrowing). The principles for entering into such borrowing were approved by Cabinet on 22 September 2004, and generally relates to 'Invest to Save' schemes, including Land Assembly and funding for major capital projects.
83. It remains the Council's view that its best overall financial interest is served by substituting Prudential Borrowing for Leasing. It is considered that borrowing in lieu of leasing can be undertaken as an element of 'Invest to Save' (where it is considered to be more cost effective over the whole life of the asset when compared to Leasing), and can be contained within an overall annual limit established for such borrowing.
84. Included within the 2015/16 Capital Programme are the following amounts of prudential borrowing for projects funded in whole or part from prudential borrowing:

<b>Project</b>	<b>Total Project Value £000s</b>
Street Ahead Capital Contribution	125,982
New Retail Quarter	62,509
Housing Schemes	38,461
Office Accommodation Strategy	9,370
Graves Leisure	4,922
Asset Rationalisation	1,789
Thornccliffe Leisure	1,200
Fosters Carers Housing Enhancement	1,200
Vehicle & Plant Efficiency	451
New Sheffield Indoor Market	23
<b>Total</b>	<b>245,908</b>

85. Any amendments to these limits will be approved by Full Council and undertaken in line with the Prudential Code. There are other commitments outside of the capital programme and these are described in the Revenue Budget report.

86. Prudential Borrowing does not receive any government support and therefore if the Council enters into any prudential borrowing then it will incur additional Capital financing costs. Prudential Borrowing will only be entered into where it can be demonstrated that funding is available within the overall Council budget to meet the ongoing borrowing costs.

### ***New Homes Bonus Fund (formerly known as the Local Growth Fund)***

87. This fund which has been created out of two government incentive payments for building new homes (the New Homes Bonus) and reducing the number of long term empty properties. It is available for projects which improve the local housing or neighbourhood environment. Approval of such projects is given by local elected members following recommendations from Council officers.

88. The fund is being used to provide infrastructure or clear derelict buildings to kick start developments at sites which have been unattractive to developers. Often this improves the neighbourhood through removing opportunities for anti-social behaviour as well providing new homes.

### ***Tax Increment Financing (TIF)***

89. This initiative was announced in September 2010. The principle is to allow the authority to borrow funds to undertake capital improvements in an area. The money would be repaid from increased tax revenues (i.e. business rates) in the area as land values rise as a result of the capital investment. This scheme has

been used successfully in the United States over the last fifty years, often for major transport, infrastructure or regeneration projects.

90. A scheme to develop infrastructure required for the New Development District (also known as the New Retail Quarter) has been approved by H.M. Treasury. The borrowing will be repaid out of the anticipated additional rates revenue generated by the redevelopment of the city centre. The Council had previously been developing the NDD using a preferred developer but has agreed, by mutual consent, to dissolve the partnership. The Council is currently reviewing options for taking forward this important scheme.

### ***Community Infrastructure Levy***

91. This will supplement the current Section 106 (Town & Country Planning Act 1990) arrangements which fund many of the local neighbourhood facility improvements especially in Parks & Countryside as well as City Development Division. CIL allows local authorities in England and Wales to raise funds from developers undertaking new building projects in their area. The money can be used to fund a wide range of infrastructure that is needed as a result of development. This includes new or safer road schemes, flood defences, schools, hospitals and other health and social care facilities, park improvements, green spaces and leisure centres.
92. The Council intends to use CIL to develop strategic infrastructure projects such as roads and schools e.g. £2.2m will be used in the development of the BRT link.
93. The Council has developed its rating tariff and intends to introduce the scheme from July 2015.

## **RECOMMENDATIONS**

94. It is recommended that Members note the specific projects included in the years 2014-15 to 2019-20 programmes at Appendix 9. Block allocations are included within the programme for noting at this stage and detailed proposals will be brought back for separate Member approval as part of the monthly monitoring procedures.
95. Note the proposed Capital Programme for the 5 years to 2019/20 as per Appendix 9.
96. Approve the Corporate Resource Pool policy outlined in Appendix 4 such that the commitment from the CRP is limited to one year and no CRP supported schemes

are approved beyond 2015-16 unless explicitly stated. (If substantial capital receipts are realised within 2014-15 or 2015-16 a further report will be brought to Members as part of the monthly approval process).

***Finance***

***February 2015***

## **List of Appendices**

Appendix 1 – Summary of Capital Programme

Appendix 2 – Breakdown of Capital Programme Funding

Appendix 3 – Monitoring Report for the 8 months ended 30 November 2014

Appendix 4 – Corporate Resource Pool (CRP)

Appendix 5 – Glossary of terms

Appendix 6 – Housing Investment Programme

Appendix 7 – Local Transport Plan (LTP)

Appendix 8 – Regeneration Capital Programme

Appendix 9 – List of All Projects in Capital Programme by Portfolio

Appendix 10 – List of All Projects in Capital Programme by Strategic Outcome

## SHEFFIED CITY COUNCIL

## CAPITAL PROGRAMME

PORTFOLIO / SERVICE	2014/15		2015/16		2016/17		2017/18		Future		Total	
	£k	%	£k	%	£k	%	£k	%	£k	%	£k	%
<b>Children Young People &amp; Families (CYPF)</b> <b>consisting of:</b>												
Schools Programme	30,449	16	30,220	13	18,933	12	168	0	0	0	79,770	9
Other	1,296	1	760	0	0	0	0	0	0	0	2,056	0
	<b>31,745</b>	<b>17</b>	<b>30,980</b>	<b>13</b>	<b>18,933</b>	<b>12</b>	<b>168</b>	<b>0</b>	<b>0</b>	<b>0</b>	<b>81,826</b>	<b>9</b>
<b>Communities</b>	<b>1,893</b>	<b>1</b>	<b>0</b>	<b>0</b>	<b>0</b>	<b>0</b>	<b>0</b>	<b>0</b>	<b>0</b>	<b>0</b>	<b>1,893</b>	<b>0</b>
<b>Place</b> <b>consisting of:</b>												
Highways - Local Transport Plan (LTP)	2,917	2	0	0	0	0	0	0	0	0	2,917	0
Highways - Other	26,421	14	4,706	2	468	0	195	0	0	0	31,791	4
City Development	4,236	2	12,355	5	6,212	4	40	0	0	0	22,843	3
Other Development Services	268	0	110	0	0	0	1	0	0	0	379	0
Capital & Major Projects	2,912	2	3,342	1	123	0	124	0	0	0	6,501	1
New Retail Quarter	25,639	13	36,771	16	100	0	0	0	0	0	62,510	7
Culture & Environment	16,657	9	19,710	8	66	0	0	0	0	0	36,432	4
Creative Sheffield	79	0	0	0	0	0	0	0	0	0	79	0
Housing	40,740	21	92,165	40	103,567	66	89,041	70	162,998	100	488,511	56
	<b>119,869</b>	<b>62</b>	<b>169,158</b>	<b>73</b>	<b>110,535</b>	<b>71</b>	<b>89,400</b>	<b>70</b>	<b>162,998</b>	<b>100</b>	<b>651,962</b>	<b>75</b>
<b>Resources</b>	<b>5,969</b>	<b>3</b>	<b>4,569</b>	<b>2</b>	<b>0</b>	<b>0</b>	<b>0</b>	<b>0</b>	<b>0</b>	<b>0</b>	<b>10,539</b>	<b>1</b>
<b>Streets Ahead</b>	<b>32,883</b>	<b>17</b>	<b>27,946</b>	<b>12</b>	<b>26,803</b>	<b>17</b>	<b>38,350</b>	<b>30</b>	<b>0</b>	<b>0</b>	<b>125,982</b>	<b>14</b>
<b>Overall Total</b>	<b>192,360</b>	<b>83</b>	<b>232,653</b>	<b>88</b>	<b>156,271</b>	<b>83</b>	<b>127,918</b>	<b>100</b>	<b>162,998</b>	<b>0</b>	<b>872,201</b>	<b>100</b>

**CAPITAL PROGRAMME FUNDING**

SOURCE OF FUNDING	2014/15		2015/16		2016/17		2017/18		Future		Total	
	£m	%	£m	%	£m	%	£m	%	£m	%	£m	%
Government Supported Borrowing	4.6	2	-	-	-	-	-	-	-	-	4.6	1
Prudential Borrowing	73.8	37	73.1	32	26.9	16	49.9	39	22.2	14	245.9	28
Grants	53.3	27	41.1	18	35.3	22	2.3	2	3.9	2	135.9	15
Contributions	24.5	12	12.8	6	1.7	1	0.3	0	0.2	0	39.5	4
Capital Receipts	15.8	8	24.4	11	10.1	6	7.8	6	13.7	8	71.8	8
Revenue Contributions	27.9	14	74.3	33	89.2	55	67.6	53	123.0	75	381.9	43
<b>Overall Total</b>	<b>199.8</b>	<b>100</b>	<b>225.7</b>	<b>100</b>	<b>163.2</b>	<b>100</b>	<b>127.9</b>	<b>100</b>	<b>163.0</b>	<b>100</b>	<b>879.7</b>	<b>100</b>



## CAPITAL PROGRAMME MONITORING AS AT 30th NOVEMBER 2014

### 1. Summary

At the end of November 2014, the end of year position forecasts a variance of £15.7m (8%) below the approved Capital Programme. Project managers are forecasting to deliver a capital programme of £189.4m. This has been reduced by £12.5m from the previous forecast of £201.9m. The main reductions are in the Housing Programme (£7.0m), Resources (£2.6m) and CYPF (£2.4m). The reasons for these changes are discussed below.

The current forecast is predicated on an increase in the rate of spend - £109m to be spent in the last four months of the year compared to £80m in the first eight – and is dependent on key projects such as NRQ, Grey-to-Green, Leisure and sport facilities, Don Valley School and site remediation delivering to budget.

The Year to Date position shows spending to be £18.8m below the approved programme profile. The programme has fallen less than £200k further behind the budget in the month – the smallest variance seen to date. The level of spend was in line with previous months and this may indicate that project managers have at last forecast a robust monthly budget which mirrors the planned physical delivery .

The year to date position and the forecast position are beginning to converge (year to date spend at the end of November is £18.8m below budget and the year-end forecast has increased to £15.7m below budget a difference of £3.1m – the smallest to date.

The Finance report last month predicted an Outturn of around £175m and the November results reinforce that view and that future forecasts will reflect the actual physical delivery position.

Much of the change this month reflects work done by the Finance and Capital Delivery Services to challenge forecast and remove optimistic assessments of progress generally and on block allocations in particular.

Slippage in the programme is still present but this is less due to poor profiling and more due to proactive work to manage costs. For example:

(i) part of the underspend in the CYPF programme is due to challenging the tender prices from the contractor. This has been made before building work commences thus avoiding costly standing charges, re-works and variations payable once the contractor starts on site; and

(ii) reductions in the Housing programme reflect a conscious review of potential projects awaiting development. This helps to inform the HRA of the likely timing and scope of the call on resources.

This reflects how there is an improved understanding of the programme which is starting to pay dividends.

The main changes in the Housing programme are £3.8 m re-profiling of schemes to increase the stock of Council Housing, £1.8m re-profiling of HRA funded block allocations and £0.7m lower applications for Housing Grants from authorities outside the Sheffield City Council boundary.

Resources forecast has decreased by £2.6m primarily as a result of re-evaluating the work that can be accomplished this year in the essential work to make the Council's buildings compliant with legislation and current building standards.

The £2.4m reduction in the CYPF programme reflects delays in delivering schemes at Norfolk Park School (£1.2m), additional pupil places at Tapton School (£0.6m) and Grace Owen nursery at Park Hill (£0.4m). These schemes will now slip into 2015-16.

## Financials 2014/15

<b>Portfolio</b>	<b>Spend to date £000</b>	<b>Budget to Date £000</b>	<b>Variance to date £000</b>	<b>Full Year forecast £000</b>	<b>Full Year Budget £000</b>	<b>Full Year Variance £000</b>	<b>Change on last Month £000</b>	<b>Change on last Forecast £000</b>
CYPF	15,173	18,193	(3,020)	30,183	35,415	(5,232)	(1,111)	(2,417)
Place	14,438	21,581	(7,143)	48,937	49,974	(1,037)	46	(365)
Housing	13,678	18,304	(4,626)	40,363	49,102	(8,739)	(6,722)	(7,029)
Highways	13,765	16,682	(2,917)	29,438	29,642	(204)	(202)	(202)
Communities	1,144	1,514	(370)	1,840	1,893	(53)	296	66
Resources	2,467	3,142	(675)	5,757	6,187	(430)	1,334	(2,567)
Corporate	19,728	19,728	-	32,883	32,883	-	-	-
<b>Grand Total</b>	<b>80,392</b>	<b>99,144</b>	<b>(18,751)</b>	<b>189,402</b>	<b>205,096</b>	<b>(15,694)</b>	<b>(6,358)</b>	<b>(12,515)</b>

<b>Capital Programme</b>	2014-15 £m	2015-16 £m	Future £m	Total £m
Month 7 Approved Budget	211.3	210.3	326.2	747.8
Additions	0.6	1.0	0.0	1.6
Variations	-1.7	-6.0	-14.8	-22.5
Slippage & Acceleration	-5.0	5.0		0.0
Month 8 Approved Budget	<u>205.1</u>	<u>210.3</u>	<u>311.5</u>	<u>726.9</u>

The five year capital programme has decreased by a net £20.9m almost wholly due to a re-appraisal of management charges on the Housing programme.

The key issues being:

- The overspend on the BRT North due to the discovery of contaminated land and an unchartered sewer. Officers are working with South Yorkshire Passenger Transport Executive on a variety of alternative funding sources which will mitigate the overspend ;
- Despite being behind schedule at the end of November both Norfolk Park School rebuild and the Additional Secondary School Places will deliver the required capacity in time for the relevant academic years;
- The acquisition of additional council housing stock is behind schedule due to delays in identifying suitable properties, conveyancing process delays and cheaper purchases but is expected to recover and spend the full amount through buying more properties out of the underspend; and
- Letting of the contracts for the remediation of the site of the former Don Valley stadium as part of the plan to regenerate Attercliffe and Lower Don valley.

## **Finance**

### **November 2014**

## CAPITAL PROGRAMME: CORPORATE RESOURCE POOL

### Overview

1. The Council's Corporate Resource Pool (CRP) provides a flexible capital resource pool to address key Member and Corporate capital priorities. Funding comes mainly from capital receipts arising from the sale of Council land and buildings plus other unrestricted capital income. The national programme of expenditure reductions has increased the importance of this facility as central government support has decreased.
2. In recent years officers have recommended that Members approve capital expenditure commitments for no more than one year in advance because the weak property market, and consequent low levels of capital receipts, put considerable constraints on the CRP creating a net reduction in the level of the pool year-on-year. Prior year commitments exceed the current annual level of receipts leading to a year-on-year reduction of the value of the reserve. Previously, CRP allocations had been set for three years forward to enable services to plan capital investment on a medium term basis.
3. Capital Programme Group (CPG) has reviewed the current position and recommends retaining the current policy in the face of the:
  - declining level of the CRP;
  - irregular flow of receipts from the disposals programme;
  - need to maintain the Council's infrastructure and provide for other capital contingencies such as structural failures or uninsured losses caused by natural disasters such as the 2007 floods.
4. The CRP is used to address funding issues that are not covered by mainstream capital resources. There is still central government funding for some types of capital projects and there are sources of external funding through grants e.g.
  - Department of Education funding for educational buildings through Capital Maintenance or Basic Needs Provision;
  - Department of Health funding for social care;
  - Department of Transport funding for transport infrastructure through Local Transport Plan (LTP), Better Buses Funding initiative or The Local Sustainable Transport Fund; and

- The Housing Revenue Account (HRA) which funds a substantial part of the housing programme and already accounts for almost 60% of the current capital programme.

### **Investment Rules for use of the Capital Resource Pool**

5. Capital Programme Group has developed a series of principles to test the eligibility for CRP support for projects and these are set out below:
  - The project has no other available funding sources i.e. not from central government, internal investment funds e.g. HRA, or other grant funding bodies; and
  - is in line with corporate priorities; and
  - the project is necessary to make an asset compliant with legislation; or
  - the project has a robust business case which delivers financial savings or significant improvements in performance; or
  - is a strategic project which requires cash flow support until a funding package can be arranged. Funding for this type of project will be on an **exceptional** basis taking into account the current level of unallocated cash within the CRP. The project must be viable and capable of repaying the CRP within a reasonable time, for example, by generating asset sales. If the project does not proceed, any abortive project costs would have to be financed from the sponsoring portfolio's Revenue Budget.

### **Key Issues for the CRP**

6. In managing the CRP, the Council faces a number of key issues in respect of the demands placed upon the CRP and the likely level of future receipts:
  - Declining level of Central government support as the period of austerity continues which may require the authority to use its own resources to fund essential infrastructure
  - The need to maintain sufficient funds to match, at short notice, those available from external funders like the European Union, Heritage Lottery Fund, Sport England etc. in order to lever in funding to replace that lost from Central Government

### **The Strategy for Managing the CRP**

7. The funding of the capital programme is managed by the Capital Programme Group (CPG) comprising senior officers from the Council's services. It makes recommendations to Members through the monthly Finance Budget Monitoring report.
8. Services are asked to propose projects which might use CRP funding. CPG then reviews those projects against criteria such as the economic social benefit

of the project, the opportunity to use the CRP as “match” investment to win additional external funding, and ease of delivering the project and its risk profile. for

9. Following this financial planning exercise, CPG will make recommendations to Members about those projects which offer best value and the extent and speed to which they can be funded. Those projects will then be developed and come forward for approval as part of the Council’s capital approval process.
10. The rate of approvals can be regulated so that funds are then released to projects as capital receipts come in.

## **Demands on the CRP**

11. In the exercise referred to above at paragraph 8, the requests from services for CRP funding totalled just under £29m over the next five years. Given the existing level of CRP funded commitments and the outlook on receipts, CPG recommends allocating a further £6.6m to future projects.
12. This allocation is used for financial planning purposes only and members are not required to approve any of the projected schemes outside the Capital Approval process.

## **Receipts**

13. The next three years should see a considerable inflow of capital receipts as the Council’s Asset Enhancement and Accommodation Efficiency programmes are completed. Many of these sales will deliver receipts worth over £2.5m per site. The precise timing of these receipts is difficult to predict being influenced by local market and national macro-economic conditions. This uncertainty is on top of the inherent risk in all property sales of buyers pulling out, procedural difficulties, ground contamination, searches etc. Further reports will be prepared for members as negotiations proceed.
14. The final value realised will also depend on the application of the Council’s Affordable Housing policy. Experience to date has shown that this can lead to a significant reduction in the forecast receipt.

## **Risks in the Programme**

15. Most of the specific risks arise from former capital schemes including:
  - Uncompleted land transactions on the Inner Relief Road
  - Unrealised land receipts on transactions related to regenerating the Manor estate;
  - Uncertainty over realising the projected receipts from the asset enhancement and Accommodation Efficiency Strategy which are dependent on a sustained economic recovery in the property market; and

- Potential delayed development of Broad Street development which will fund a small part of the new Indoor Market cost.
16. Moreover there is a general risk of any approved project within the programme overspending. Given the pressures on the Revenue Budget, the CRP will be the last resort for covering overspends.
  17. There are also a number of legacy issues relating to European funded projects where the Council has been adjudged to be non-compliant with grant conditions and suffered clawback.

## **Conclusion on the Funding of the CRP**

18. Recognising the uncertainty over the future stream of capital receipts, officers believe there is no argument to recommend to Members that the current policy of approving CRP funds for the capital programme only 12 months ahead is changed.
19. There is some improvement in the property market which should start to move sites but the rate and scope of asset realisation is likely to be determined more by the Council's own policies and performance.

**GLOSSARY OF TERMS and ABBREVIATIONS**

<b>Term</b>	<b>Name</b>	<b>Description</b>
BBAF	Better Buses Area Fund	A fund to support the development of an improved bus service network.
BID	Business Improvement District	A scheme in which Non Domestic ratepayers pay a levy on the rateable values of their properties to fund additional services.
BRT North	Bus Rapid Transit North	A major project to deliver dedicated road lanes for buses between Sheffield and Rotherham.
CIL	Community Infrastructure Levy	A levy on new development. The purpose of the CIL is to contribute to the cost of infrastructure (roads, schools etc.) needed to support commercial and residential development.
CPG	Capital Programme Group	The management group within the Council which develops and recommends to Cabinet the Capital Strategy for the Authority.
CPO	Compulsory Purchase Order	A statutory power to enable local authorities to purchase land in order to facilitate developments.
DfE	Department for Education	The central government department administering the national education policy.
DfT	Department for Transport	The central government department administering the national transport policy.
ERDF	European Regional Development Fund	European Community Funds available to finance key projects.
HRA	Housing Revenue Account	The specific Council fund where costs and income associated with the provision of council housing are collected. The fund provides a substantial contribution to the refurbishment of council owned properties.
LEP	Local Enterprise Partnership	A body comprising Local Authority and local business representatives which allocate capital funds to major economic and infrastructure projects.
LSTF	Local Sustainable	Introduced by Government to promote sustainable



	Transport Fund	transport interventions that support economic growth whilst reducing carbon emissions.
LTP	Local Transport Plan	The capital programme to develop and improve transport links across the county. Funded from central government grant.
SCR	Sheffield City Region	A combination of local authorities (Barnsley, Bassetlaw, Bolsover, Chesterfield, Derbyshire Dales, Doncaster, North East Derbyshire, Rotherham and Sheffield) which jointly develop strategic infrastructure projects and economic policy within their combined geographic boundaries.
SYITA	South Yorkshire Integrated Transport Authority	Established in 2009 to take the lead in developing transport policy across the county.
SYPTE	South Yorkshire Passenger Transport Executive	The organisation that takes the lead to develop the region's transport network and operates some transport facilities.
TIF	Tax Increment Financing	A scheme by which local authorities are given powers to borrow money to finance large scale infrastructure projects. The interest charge and borrowed sum are repaid using the additional local taxes created by the increased economic activity.
UTC	University Technical College	Academies for 14 – 19 year olds offering vocational training and education.

## The Housing Investment Programme 2015/16 - 2019/2020

### 1 Background

This report sets out the Council's proposed investment in homes and neighbourhoods across the city. This investment plays an important role in contributing towards the delivery of the Council's Corporate Plan priorities.

The investment within this report represents Housing and Neighbourhoods activity within the city and is complemented by other investment and delivery activity, detailed below.

The Housing Investment Programme helps to underpin and deliver some specific elements contained within the Council's 10 year Housing Strategy and other related strategies. This establishes three key objectives for housing in the City over the period 2013 - 23. These are:

- Increase the supply of new homes in the city;
- Make best use of the city's existing stock;
- Help younger, older and vulnerable people to live independently.

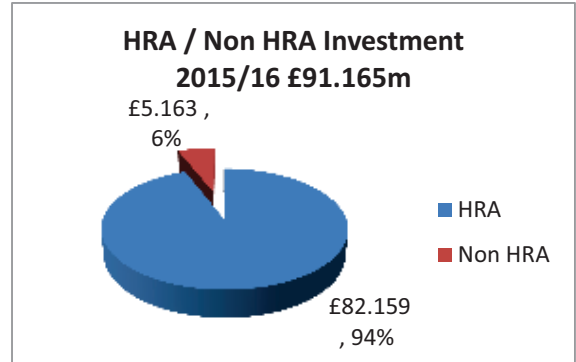
The activities contained within the appendices follow this format in order to clearly set out how the Housing Investment Programme is contributing towards the achievement of these objectives. As noted above, there are other investment activities that are being delivered both by the Council and by other partners that will deliver additional outcomes. Some of these sit outside the scope of this report.

This year's proposed Housing Investment Programme totals £87.332m. The majority of this investment (£82.159m) will be invested in council housing, as part of the self-financing Housing Revenue Account (HRA) Business Plan 2015 – 16. This now

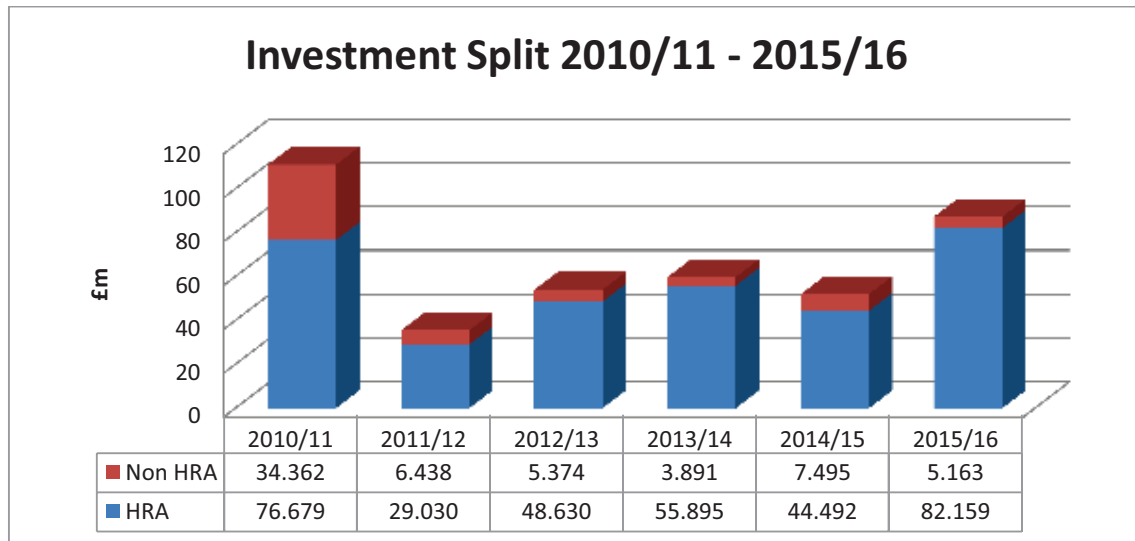
includes a commitment to deliver 1,000 new council homes through new build and acquisition by 2019/20.

*Table 1 Split of Investment*

The remaining £5.163m will be invested in non-HRA activity, as detailed within this report. The non-HRA activity remains at a level which is small by comparison to the overall programme and has not significantly reduced from 2014/15 it remains low compared with activity five years ago. (Table 2) A priority continues to be exploring alternative options for funding or service delivery within these areas.



*Table 2: 2010 – 2016 HRA / Non Investment*



Presently work is being done on the development of the Housing Delivery Investment Plan. This plan sets the strategic framework and approach to how the council can accelerate housing delivery across Sheffield on private and public owned sites. It is supported by a detailed Delivery Plan, which will identify a variety of sites and will inform the development of an Investment Prospectus aimed at the development sector. In tandem with an 'account management approach' it will present a clear offer to developers and investors and demonstrate that Sheffield is serious in its ambition to deliver more homes.

Investment contained within this report such as the new build council homes programme will assist in delivering new homes and contribute towards the delivery of this plan.

Other elements of the plan will be brought forward for approval in 2015 – 16, and will include New Homes Bonus revenue as well as capital approvals.

When the Housing Delivery Investment Plan has been developed individual projects will be subject to the relevant approvals.

## 2 Review of what has been achieved in 2014/15

### Increase the supply of new homes in the city

#### Non HRA activity

- 26 properties completed at Park Hill by March 2015, a combination of 13 social rent, and 13 private rent
- Improvements at 4 district/local centres at Spital Hill, Darnall and Attercliffe and Manor Top.

*At Spital Hill the works to the Ellesmere Green were completed and an opening event including a market was held to celebrate. The community are hoping to organise another market for December. Following the success of the shop front improvement scheme in Darnall, another scheme has been developed for Spital which includes 80 properties. Work started on site in November and aims to complete by May 2015.*

*In Darnall a pilot scheme was delivered for Shop front improvement which included 67 properties, and plans were scoped for some public realm improvements,*

*In Attercliffe, the Town Team which the Council helped set up, has gone from strength to strength and is starting to organise and deliver its own events including a Market as part of the Tour de France celebrations and a Christmas market.*

*Manor Top has not as yet had improvements as this District Centre will be subject to a far wider plan of which Centres work will be part. A programme mandate has been approved by Great Place to Live Programme Board to ensure a co-ordinated and joined up approach to deliver major transformation.*

- Outline planning application approved for around 100 new homes at Abbeydale/Bannerdale site.
- Registered Providers delivered 550 new affordable homes in the city
- The Council has been named as the only authority in the region to have been awarded “Vanguard” status for the Right to Build pilot scheme .The Council

has identified 19 sites which are potentially suitable a number of sites that it will be marketing for custom build in early 2015.

- The Sheffield Housing Company passed the half way mark on the 305 homes to be built in Phase 1 with 155 completed by November 2014.
- The development at Norfolk Park will build 116 homes and the Parson Cross development 142 homes by 2016. Development of the third site, a series of infill plots in Shirecliffe, will see 47 homes built, which will be completed in 2015.
- The Sheffield Housing Company has designed a further 6 sites that constitute Phase 2 which will be submitted for planning approval early 2015. This work will result in a doubling of the development activity by 2015

### **HRA activity**

- A contractor will be appointed and planning permission gained for the first 51 new build council houses.
- 225 long term empties were brought back into use between October 2013 and October 2014.
- Contract signed for the sale of the former King Ecgbert site, for new housing

### **HRA and Non HRA activity**

- 8 households at Park Hill have been rehoused since January 2014.
- 150 residents have been rehoused from Arbourthorne Fields.
- 30 homes have been acquired as part of the Long Term Empty Purchase and Repair Scheme. 1 general acquisition has been completed and 24 viable acquisitions are being processed.

## **Making the best use of the city's existing housing stock**

### **HRA Activity**

- Over 2,300 council homes fitted with new efficient central heating systems. Procurement of 5 contracts to deliver the future heating programme.

- Carrying out essential Health & Safety improvements such as lift maintenance, electrical upgrades and asbestos management.
- Continuation of the programme of fire safety improvements to low rise flats & maisonettes to 3,962 homes.
- Start the programme to install fire sprinkler systems to “Ranch” type properties.
- Continued on the programme to install individually metered communal heating systems to a further 1,600 homes.
- Installed adaptations to over 400 homes to support people to continue to live independently in their home. A new contract has also been procured for this work.
- Completion of the refurbishment of Balfour House sheltered scheme.
- Procurement of work contracts to deliver the roofing programme. Flat roofing began in October 2014 and Pitched roofing will start in the January 2015.
- Communal Area Investment consultation and approval of scope of works and contract procurement
- Garage audit and strategy produced to inform the future decisions and investment.
- Scoping of the future priorities & programmes for kitchens, bathrooms, windows & doors and a start on the contract procurement.
- Acquisition and refurbishment of 30 long term empty properties to be transformed into council properties

## **Helping younger, older and vulnerable people live independently**

### **Non HRA Activity**

- 43 low income home owners assisted to improve their homes

### **HRA Activity**

- Improved public access arrangements to meeting rooms to meet requirements under the Equalities Act 2010 ( previously referred to as DDA Act)

### **HRA and Non HRA Activity**

- 891 homes both the council and private sector received adaptations to enable people to remain in their homes, (388 Disabled Facility Grants and 503 Adaptations).

### **3 The key targets for 2015/16**

**Increase the supply of new homes in the city**

**£22.341m**

#### **Non HRA Activity**

- Complete Shop Front Improvement Scheme at Spital Hill
- Assist Registered Provider, (RP), partners to deliver 225 new homes
- Work with RP partners in the city to agree further bids to the AHP2 programme 2015/18.
- Continuation of the Sheffield Housing Company developments at Norfolk Park, Parson Cross and Shirecliffe.
- Continue site preparation work on seven Sheffield Housing Company sites across the city. This work will continue throughout 2014/15 which will result in a doubling of the development activity by 2015.

#### **HRA Activity**

- Rehouse 50 residents at Arbourthorne Fields Redevelopment Scheme.
- Build 51 new council houses.
- Market the Manor 8 site.
- As the freeholder, work with developer to agree a new planning application at Fox Hill and acquire 23 new homes

#### **HRA & Non HRA Activity**

- Work is progressing on the development of the 10 year Housing Delivery Investment Plan
- Complete the rehousing of the remaining 6 residents at Park Hill



## **Making the best use of the city's existing housing stock      £60.491m**

### **HRA Activity**

- Installation of over 3,100 new central heating systems in Council homes
- The delivery of over 8,000 new roofs.
- Continue the installation of new heat meters.
- Continue the programme of work to install fire safety improvements to low rise flats and maisonettes.
- Complete the final works included in the Environmental Programme including Door Entry work.
- Start the Low Rise Communal Area Programme.
- Start of the future kitchen, bathrooms, windows & doors programme.
- Complete adaptations work at homes that are identified as requiring work.
- Refurbishment of community heating plant rooms and pipework.
- Continuation of the demolition of houses on Arbourthorne & SWaN estates.
- Acquire 45 long term empty homes in the private sector over 3 years and bring them into use as council houses at an affordable rent

### **Helping younger, older and vulnerable people live independently**

**£4.490m**

#### **Non HRA Activity**

- Implement improvement identified through the Right to Control pilot for the Disabled Facilities Grants programme.
- 125 low income homes owners assisted to improve their homes.
- Engage 10 GP practises in the case finding and referral of tenants who are living in poor quality private rented homes that are impacting on their health.
- Reduce the exposure to hazards in the homes of 50 health vulnerable (people with long term health conditions) living in private rented homes.
- Make private sector homes safer by taking action including carrying out works in default to deal with category 1 hazards or conditions prejudicial to health in 450 homes.
- Reduce the impact on neighbourhoods of empty homes by carrying out enforcement works to repair or improving the appearance of 30 empty homes.
- Bring 8 long term empty homes back in to use by taking enforcement action or using the threat of enforcement action

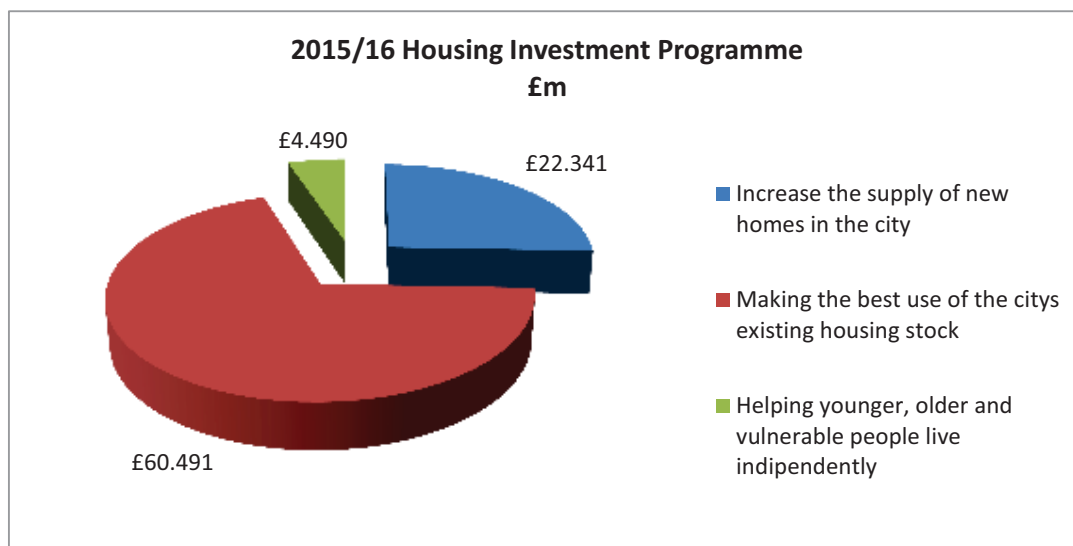
## 4 The 2015/16 Housing Investment Programme

In total the council expects to invest £91.165m, (including slippage), through this programme in 2015/16 as set out in Appendix 6b and 6c. The source of these funds is set out in Appendix 6a. This sum will increase as some projects will carry over both funds and work commitments from 2014/15 into 2015/16; the level of slippage is currently forecast to be in the region of £4.843m

Investment has been prioritised in line with the three key objectives outlined below (Table 3):

Increase the supply of new homes in the city	£22.341m
Making the best use of the city's existing housing stock	£60.491m
Helping younger, older and vulnerable people live independently	<u>£ 4.490m</u>
<b>TOTAL</b>	<b>£87.322m</b>

Table 3: Three Key Objectives



As set out in last year's Housing Investment Programme Cabinet

Report, there has been a significant reduction in the funding available for regeneration and private sector housing interventions.

This limits the scope of activities that the council can undertake and has required a change in the way the council operates, to see greater emphasis on working closely with our partners to influence their investment decisions and deliver change and investment. We are also utilising New Homes Bonus to deliver regeneration outcomes and to increase the delivery of new homes.

It is therefore still necessary to make difficult choices about which activities will continue to be funded with the reduced funds available, which activities will have to be scaled back, and which can no longer be afforded.

## **5 Increase the supply of new homes in the city £22.234m**

### **Introduction setting out HDIP and provision of new Council Homes**

#### **Housing regeneration and housing supply**

The New Homes Bonus Scheme is now entering its fifth year, by the end of March 2015 the council will have received £16.316m of income of both capital and revenue in the first four years, (the revenue element of New Homes Bonus is subject to separate approval process). The scale of the income expected from this scheme can only be estimated, as it depends on the numbers of new homes built, the number of empty homes in the city and the number of properties demolished. The current estimate, which is being reviewed and updated regularly, is a total of £33.335m income over next five year period of the New Homes Bonus scheme.

The schemes which are funded / part funded from New Homes Bonus are spanning various services and directorates and cover the following activities:-

- Chaucer Public Realm
- Successful Centres Programme
- Darnall Shop Frontages

- Spital Hill Shop Fronts
- Grace Owen Nursery
- Spital Hill Regeneration (Public Realm)
- Spital Hill Regeneration (Public Art)
- Spital Hill Ellesmere Green
- Clay Wood Green Links
- Park Hill Green Links
- Green Spaces & Links unapplied balance (Castle College)
- Castlegate SYPTTE
- Norton Aerodrome Purchase
- Norfolk Park Land Acquisition
- Arbourthorne RAL's
- LTE Purchase and Repair

The council has approved the use of these resources for projects aimed at boosting housing and economic growth. A strategy with a schedule of projects aimed at delivering economic growth, bringing long-term vacant homes back into use, supporting wider regeneration to improve the quality of life for residents in our neighbourhoods and encourage private investment in building new homes is now in place. So far £28.718m has been identified to a range of projects.

It should be noted that this report only contains £0.540m of New Homes Bonus, as the remaining element is considered to be revenue and governed through a separate process, approved by Cabinet.

At some point in the future, funds set aside for the New Homes Bonus by the government will be fully committed. At this point the Government has said that it will finance future NHB payments by top slicing council's formula grant (General Fund). Close scrutiny will be maintained to establish when any impact might be felt and to prepare the council's response in terms of priorities for investment at that time.

Furthermore the New Homes Bonus income is not guaranteed long term, and it could be reviewed if there was to be a change of government in the next elections.

## **The Sheffield Housing Company**

The Sheffield Housing Company's Phase 1 development which comprises 305 new homes spread across three neighbourhoods is over 50% complete. The new homes in Parson Cross, Shirecliffe and Norfolk Park are all selling well and the company has supported 22 apprentices to date in addition to working with many local businesses as part of their supply chain. Phase 1 is planned to be completed in 2016. By the end of 2014/15 the company will have submitted a further 5 planning applications for approximately 550 new homes on 5 more sites across the city. This will be Phase 2 and will see the company start to develop housing in Manor and Fir Vale during the year.

In 2015/16 the council will continue to support the Sheffield Housing Company to deliver homes and maximise its impact on the regeneration and economic growth of the areas of the city in which it operates.

## **Investment in new affordable homes**

The Homes and Communities Agency (HCA) provides funding for new affordable housing through the Affordable Homes Programme (AHP) and the Affordable Homes Guarantees Programme (AHGP).

Following the completion of the 2011/15 AHP, which delivered 640 new affordable homes in the city, local Registered Providers (RPs) have secured approximately £5.5m HCA grant funding from the first tranche of the 2015/18 Programme. This should deliver 305 new homes and, together with RPs' private funding, represents approximately £37m of investment. Most of these schemes are expected to start on site in 2015/16 and include:

- Regeneration Schemes in Arbourthorne, Darnall, Manor and Manor Park
- Sheffield Housing Company sites
- Older persons' housing at Shiregreen
- Affordable housing in Beighton

The City Council has secured £0.9m from the 2015/18 AHP to continue the existing programme of purchase and repair of Long Term Empty Properties. The funding is for 45 acquisitions, with 15 expected in 2015/16.

Local RPs also secured £7m funding from the AHGP 2014/17, which together with RPs' private funding represents approximately £27m of investment. This should see 223 new affordable homes completed in 2015/16. The schemes include:

- Regeneration schemes at Burngreave, Darnall and Wybourn
- Housing for older people at Jordanthorpe and Wisewood

The remaining funding from the 2015/18 AHP (approximately 50% of the total) is now available to bid for through the HCA's Continuous Market Engagement process. Local RPs are formulating bids to take advantage of this funding including two for Extra Care schemes – at Manor and Parson Cross.

## **Capital for Housing Improvement and Regeneration**

The projects below are in the approved capital investment programme:

### **HRA Regeneration**

**£1.257m**

#### *Park Hill*

This enabled phase five, the final phase within Park Hill, to be declared. The remaining tenants will be re-housed and the phase will be made secure. Phase's two to four will also continue to be made secure until the units are redeveloped.

#### *Sweeny House*

The Sweeney House Sheltered scheme is also programmed for demolition during 2015/16

## *Arbourthorne Fields*

The Arbourthorne Fields Project comprises a number of elements which include:

- The phased demolition of 246 non-traditional (“5M” type) properties
- The delivery of a cleared site to facilitate a more diverse housing tenure
- New build homes for affordable sale and rent through Sanctuary Housing Association.

Tenants affected by demolition proposals did have first access to the new build bungalow and flats and will have priority for the family homes, and all council and housing association properties within Norfolk Park and Arbourthorne.

### **Programme Management**

**£0.498m**

The staffing and professional support services costs incurred in the planning, management and delivery of the programme and fees payable to KAPs.

### **Essential Health and Safety**

**£0.046m**

This includes a budget for emergency demolition of houses and garages

### **Regeneration**

**£20.540m**

#### *Council Housing New Build*

The council has set out its ambitions to deliver 1,000 new council houses over the next 6 years. There will be a mix of acquisitions and new build funded by 30% RTB 1 for 1 receipts and 70% match funding, (predominantly HRA resources). Initially this

will see the number of new build council homes rise from 90 to 120, but with the intention of adding to this as more sites are identified.

Of the 120, 30 new Council Houses have been secured through the Sheffield Housing Company with the remainder expected to be delivered in 2014 – 16. The programme will allow the council to retain any additional receipts generated as a result of the government's 'reinvigoration' of the Right to Buy policy to increase the stock in the city.

## **6 Making the best use of the city's**

**existing housing stock**

**£60.491m**

### **The review of the Housing Revenue Account (HRA) Business Plan**

The Housing Investment Programme contained within this report sets out the investment in council homes over the coming year, as part of the 30 year self-financing business plan. A separate report updating the HRA Business Plan for 2015/16 was agreed by Cabinet on 14<sup>th</sup> January 2015. The plan incorporates anticipated income and projected expenditure for 30 years and sets the long term direction for council housing investment and services in Sheffield.

It is anticipated that by this date 93% of the council housing stock will continue to meet the government decent homes standard. The future investment in the housing stock will be undertaken on an elemental basis.

**Area Investment Environmentals Programme**

**£1.595m**

This programme in 2015 /2016 will complete the environmental work agreed with local communities that started as part of the Decent Homes programme in 2007/08. The final work comprises the provision of door security systems to increase security on estates and also the provision of 2 parking schemes.



## Heating & Insulation

£9.276m

There are around 4,000 boilers remaining across the city that are classified as obsolete and need replacing. The backlog of obsolete heating has been tackled systematically since 2009 and 2015/16 should see the completion of the original Obsolete Heating Programme. In 2015/16 £7.6m will be invested in renewing Obsolete Heating systems. This will reduce the cost of responsive repair breakdowns and benefit tenants by providing affordable warmth and tackling fuel poverty. During 15/16 2,300 homes will benefit from the planned boiler replacement. Following the completion of the Obsolete Programme the priority will be to ensure that all heating systems that are older than 15 years are renewed and that this cycle of replacement is maintained.

The breakdown element of the project includes renewal work to the social housing stock for which the landlord has an obligation. The project will provide a responsive service to customers who experience a boiler breakdown. This is more likely to be on boilers that are old and obsolete but as this is on a responsive basis address lists cannot be determined. The number of boiler breakdowns has reduced over the previous year as a result of the planned Obsolete Programme therefore the budget for 2015/16 has been reduced to £0.455m.

The metering element of this programme will provide approximately 6,000 homes in the city who receive their heating through either the Veolia District Heating network or through grouped heating / estate boiler plants with heat metering equipment. This will allow tenants, leaseholders and freeholders with the opportunity to only pay for the heat they use. This will be a big change for many households and a linked programme of support and advice is being planned.

This programme follows major investments in the efficiency of the boiler plant rooms and internal heating controls. As part of the future Green Deal/ ECO obligation there may be an opportunity to lever in additional funding that could reduce the cost of the meters to the Housing Investment programme.

**Community Heating****£1.451m**

A review of the underground District Heating and Community Heating distribution system has taken place to assess its condition. This budget will be used to replace underground distribution pipe-work that has reached the end of its useful life and should avoid repeat breakdowns and revenue repairs costs whilst addressing inefficient plant in boiler rooms. This budget will complement the heat metering improvements mentioned above.

**Essential Investment Work (Health & Safety)****£3.528m**

Minimising fire risk in blocks of flats, this has become a regular item of expenditure following the fire at Lakanal House, Camberwell in London in July 2009. Risk assessments for all archetypes in the city were carried out and a programme has been underway for a number of years on low rise flats to deal with all identified risks as part of an agreed plan with the South Yorkshire Fire and Rescue Service. All future improvements will be tackled based on level of risk. Other Health and Safety work includes lift maintenance and replacement, electrical rewires, asbestos management, and fire sprinkler systems, in a 5 year programme.

## **Elementals Programme**

**£35.296m**

The following activity is included within the Elemental Programme:-

### **Kitchens, Bathrooms, Windows & Doors**

This programme of work will start to address the backlog of homes that did not have all elements of decent homes works or only had partial works completed. These elemental programmes will be delivered separately and will be delivered in two stages. The first stage will complete work to approximately 1,600 homes that had no work carried out during the Decent Homes Programme. Stage 2 will complete elemental work those homes that only had partial work completed during the Decent Homes programme.

### **Communal Areas Investment**

A programme of communal area refurbishment for low rise flats will commence on site in 2015/16. This work is intended to complement the decent homes work in the city and help improve the sustainability of blocks. We will do this by refurbishing all blocks in the city to a consistent standard. Each block will where practicable have a secure communal door or door entry system, double glazed windows in the communal area, provide a well-lit communal area and floor finishes that are safe and can be easily cleaned. The extent of work in each block will be determined through site surveys in conjunction with local priorities. The project will make a start in 2014/15 but take a number of years to complete.

### **Electrics**

Work is underway to develop the future strategy and approach for electrical installations in the Council Housing stock. Many upgrades of systems were carried out as part of the Decent Homes programme particularly around the kitchen/bathrooms work however electrical installations to blocks and remaining parts of properties have not been invested in. A programme needs to be brought forward to deal with this backlog of work.

### **Roofs and Externals**

This work includes replacement of flat and pitched roofs, rainwater goods and external fascia's/soffits in order to protect the substantial investment in the internal

fabric that the Council has made in the stock since 2004/2005; it will also enhance the appearance of neighbourhoods. Investment in the external fabric also provides an opportunity to generate savings to the revenue repairs budget by a planned programme of replacement rather than carrying out expensive individual responsive repairs and external painting which involves the use of scaffolding equipment and working at height. Work will begin in 2014/15 but the programme will be delivered over 5 years.

**Waste/Waste Management Improvements**

**£1.023m**

This project will include completing recycling facilities provision to blocks of flats in the city which require specific facilities. It is also anticipated that some bin chute closure work will be undertaken alongside this on some maisonette blocks and will provide a complete waste disposal solution.

**Photovoltaics**

**£3.684m**

Work will begin to install photovoltaic (PV) panels on around 4,000 council dwellings as part of the roofing contract from 2015/16. This will reduce energy bills for these homes by around £200 / year.

**Garages**

**£1.144m**

Investment work will begin on garages and garage sites from 2015/16. Investment of almost £4m is proposed over a 4 year period in 3402 garages. 1291 garages and garage sites are not sustainable and it is proposed that these garages are demolished. This will secure the viability of garages for the long term and may offer sites for new council house development.

**Programme Management & Capital Management Fee**

**£3.373m**

The staffing and professional support services costs incurred in the planning, management and delivery of the programme.

**Empty Properties****£0.120m**

This project aims to get owners to bring their privately owned empty properties back into use. This work is separate from but will complement the works carried out under the New Homes Bonus outlined in section 6. The project aims to utilise all enforcement tools available in order to deal with the negative aspects of empty properties.

**7 Helping younger, older and vulnerable people live independently.****£4.490m**

The projects below are in the approved capital investment programme

**Disabled Facilities Grants for Owner Occupiers****£2.000m**

This will be funded by £1.950m capital grant from Government through the Better Care Fund. In previous years the council has contributed £0.500m of its own resources. Due to the low level of capital receipts and other calls on this resource the match funding the council has previously provided is no longer available at this level but £0.050m has been identified as match funding. However this lower level of match funding may result in households waiting longer for adaptations in their homes and a waiting list may develop towards the latter part of the year. It could also have knock on effect on increasing the financial pressure on local health services and adult social care budgets – it is predicted that 370 disabled facility grants will be approved in the 2014/15 period and that 60% (220) of these will be prioritised as urgent. Cases are deemed urgent to avoid hospital admission. A small proportion of the total will be approvals issued for people awaiting discharge from hospital. Failure to find additional funding may see increased pressure on hospital and care services, therefore the capital receipt position will be reviewed regularly to see if it becomes possible to increase this budget during 2015/16.

**Minor Works Grants****£0.250m**

*This project helps the vulnerable elderly owner occupiers to remain safe, secure and healthy in their homes by funding up to £2K of minor repairs per grant. Approximately 125 homes will benefit for each year of £0.250m investment, relieving pressure on home care services, hospitals and care homes*

**Category 1 Hazards****£0.050m**

*Work has commenced to integrate private rented standards into the referral pathways of health and social care partners with the primary focus to address Category 1 and 2 hazards in privately rented housing which is having a negative impact on health. We are continuing to introduce a new level of risk stratification linked to occupiers/tenants health in determining level of intervention and will target action to address hazards impacting on health need and dependencies. Options for direct referrals from GP practices are being explored to improve early intervention from PHS where a patients' health condition can be attributable to poor house condition. This is an improved way of working and as such will not require a capital budget to support its initiation. However, enhanced level of case referrals together with statutory requirements for landlords to address Cat 1 and Cat 2 hazards may lead to increased enforcement activity. Budget will need to be allocated to support any default action required to address non-compliance. This budget is £0.050m.*

**Works In Default****£0.080m**

*The Council is under a statutory duty to take action to deal with private rented properties where there is a Cat 1 hazard or a statutory nuisance. We work with landlords to seek compliance through cooperation however where necessary we do have to resort to the service of enforcement notice. Where such notices have not been complied with the Council needs to be in a position to enforce the terms of the notice to protect the health and welfare of the tenants. The powers available to the Council include the ability to carry out work in default or prosecute landlords or do both. A capital budget is required in order to enable the carrying out of work in default. The legislation provides for the cost to be recoverable from landlords and the debt is registered as a local land charge until recovered.*

**Homes and Loans****£0.247m**

This service was set up by Sheffield during 2004 to offer affordable loans instead of grants to financially vulnerable home owners living in non-decent accommodation. It continues to provide this service to all local authorities in Yorkshire and the Humber as well as Sheffield. Such loans require no monthly repayments and only become due when the property changes hands. In addition, the service administers Relocation and Empty Property loans using various funding sources, and also provides Foster Care loans (conditionally non repayable) specifically for Sheffield. The service continues to be funded entirely from non-council resources.

**Adaptations****£1.863m**

Since the start of the Decent Homes programme significant investment in Council housing has taken place to address any household who are in need of adaptations to allow independent living. The demand for adaptations is expected to increase given the age profile of council tenancies across the city. The Decent Homes investment does mean that many of the new bathrooms and adaptations will be able to help suppress costs and a number of initiatives to recycle stair lifts and ramps have been implemented to reduce costs. The budget will meet the demand of new requests and also refurbishment of older adaptations in 2015/16.

## Appendix 6A

### Neighbourhoods Investment Programme 2015/16 to 2019/20

Resources for Investment in Council Housing	£000's 2015/16	£000's 2016/17	£000's 2017/18	£000's 2018/19	£000's 2019/20
Major Repairs Reserve/Capital	70,159	87,393	68,207	58,800	63,810
Additional Borrowing	0	0	11,700	15,600	13,200
Other Capital Contribution	2,300	1,500	1,000	200	400
HRA RTB Receipts (LA Share)	9,700	9,700	5,300	3,300	2,100
<b>Sub Total HRA</b>	<b>82,159</b>	<b>98,593</b>	<b>86,207</b>	<b>77,900</b>	<b>79,510</b>
<i>HRA Slippage</i>	<i>3,969</i>	<i>0</i>	<i>0</i>	<i>0</i>	<i>0</i>
<b>Total HRA Resources</b>	<b>86,128</b>	<b>98,593</b>	<b>86,207</b>	<b>77,900</b>	<b>79,510</b>
<b>Resources for Other Investment</b>					
Sub-regional Loan Contributions	247	434	100	0	0
New Homes Bonus	540	499	0	0	0
Disabled Facilities Grants (Better Care Fund)	1,950	1,950	1,950	1,950	1,950
Capital Receipts	1,633	1,232	0	0	0
Capital Receipts - RTB Preserved	476	350	350	350	300
Capital Receipts - Land	118	214	214	200	396
Capital Receipts - RTB Preserved	200	200	200	126	295
Corporate Resource Pool	0	20	20	20	0
<b>Sub Total General Resources</b>	<b>5,164</b>	<b>4,899</b>	<b>2,834</b>	<b>2,646</b>	<b>2,941</b>
<i>Non HRA Slippage</i>	<i>873</i>	<i>75</i>	<i>0</i>	<i>0</i>	<i>0</i>
<b>Total General Resources</b>	<b>6,037</b>	<b>4,974</b>	<b>2,834</b>	<b>2,646</b>	<b>2,941</b>
<b>Grand Total Resources</b>	<b>92,165</b>	<b>103,567</b>	<b>89,041</b>	<b>80,546</b>	<b>82,451</b>
Programme Total	92,165	103,567	89,041	80,546	82,451
Check Total	0	0	0	0	0

NB The Capital funding figures, including borrowing, are indicative at this stage. During 2015/16 the debt management strategy will seek to maximise savings on interest rates which will be used to benefit the HRA funding and borrowing positions.



Neighbourhoods Investment Programme 2015/16 to 2019/20

Spending	£000's 2015/16	£000's 2016/17	£000's 2017/18	£000's 2018/19	£000's 2019/20
Helping younger, older and vulnerable people to live independently	4,490	4,861	4,596	4,615	4,580
Increase the supply of new homes in the city	22,341	24,924	18,198	17,194	17,673
Make best use of the city's existing housing stock	60,491	73,707	66,247	58,737	60,198
<b>Sub Total</b>	87,322	103,492	89,041	80,546	82,451
<b>Slippage</b>	4,843	75	0	0	0
<b>Grand Total</b>	92,165	103,567	89,041	80,546	82,451
<b>Funds</b>	92,165	103,567	89,041	80,546	82,451
<b>Variance</b>	0	0	0	0	0

Neighbourhoods Investment Programme 2015/16 to 2019/20

Spending	£000's 2015/16	£000's 2016/17	£000's 2017/18	£000's 2018/19	£000's 2019/20
<b>Adaptations and Access</b>	1,863	2,047	2,116	2,235	2,200
<b>Area Investment Environmentals</b>	1,595	0	0	0	0
<b>Community Heating</b>	1,451	920	1,042	0	1,200
<b>Elementals</b>	35,296	49,379	47,988	43,867	43,210
<b>Essential Health &amp; Safety</b>	3,574	2,476	1,530	736	637
<b>Garages</b>	1,144	1,172	1,202	0	0
<b>Heating</b>	9,276	11,027	6,086	6,255	8,000
<b>HRA Regeneration</b>	1,257	952	0	0	0
<b>Photovoltaics</b>	3,684	4,218	3,870	4,432	4,066
<b>Private Sector</b>	2,747	2,934	2,600	2,500	2,500
<b>Regeneration</b>	20,540	23,730	17,956	16,952	17,648
<b>Waste Disposal</b>	1,024	1,068	1,082	0	0
<b>Others inc Programme Management</b>	3,871	3,569	3,569	3,569	2,990
<b>Sub Total</b>	87,322	103,492	89,041	80,546	82,451
<b>Slippage</b>	4,843	75	0	0	0
<b>Grand Total</b>	92,165	103,567	89,041	80,546	82,451
<b>Funds</b>	92,165	103,567	89,041	80,546	82,451
<b>Variance</b>	0	0	0	0	0

## Transport Capital Programme 2015/16

### The National Context

1. The LTP is a statutory document that sets out how transport will help support the development of the Sheffield City Region (SCR) over the next 15 years. It comprises a 15 year strategy document covering the Sheffield City Region (2011-2026), together with a series of annual capital programmes for South Yorkshire.
2. The LSTF programme will complete on 31<sup>st</sup> March 2015 and has assisted economic growth by identifying the places where transport issues are causing concerns; to facilitate travel to work in these places, where currently connectivity is poor; and to increase the attractiveness and awareness of more sustainable modes. It has targeted people as they make key life choices (for example moving house, changing job, obtaining employment or training). Guidance required the bid to be developed in partnership in order to have a sustainable impact and to have partners from the public, private and voluntary sectors.
3. The Better Buses Area Fund (BBAF) programme sets out specifically how public transport will help support the economic development of South Yorkshire over the next two years. The programme has three core elements - Smart Ticketing; Smart Infrastructure; and Smart Management.
4. The BB2 capital programme is a five year national pilot initiative, and is at various stages of development and delivery. The core elements are similar to other LTP, LSTF and BBAF funded work, investing in improved infrastructure to increase efficiency and reduce the cost of bus operations on a number of key corridors (thereby reducing the need for Government direct grant assistance to operators).

### The Local Agenda

5. The funding streams combine to form the Council's overall transport programme. This programme will help deliver our "Vision for Excellent Transport in Sheffield", enabling people to make informed choices about the

way they travel and helping transport contribute to the social, economic and environmental improvements we want to happen in the city.

6. The transport programme will reinforce the “Excellent Transport” vision by ensuring that transport contributes to achieving many of the outcomes in the Council’s Corporate Plan, and will help deliver the specific transport objectives in the Corporate Plan, namely:
  - Thriving neighbourhoods
  - Sustainable and Safe transport
  - Reducing carbon emissions
  
7. The transport programme also makes a significant contribution to the Council’s new Public Health role, and links to ongoing “Olympic Legacy” work via Sheffield’s National Centre for Sport and Exercise Medicine, by promoting “Active Travel” (walking and cycling). During 2014, this element was boosted by the successful staging of one of the stages of the Tour de France in Sheffield.

### **Overview of the Programme**

8. Each year, the Council delivers a programme of transport projects, funded by external funds made available nationally. The Local Transport Plan (LTP) is the main process used historically by Government and the Department for Transport (DfT) for local authorities to set out their transport strategy and for the nationwide allocation of funds for projects. Sheffield is part of the South Yorkshire Local Transport Partnership, led by the South Yorkshire Integrated Transport Authority (SYITA). Sheffield’s share of the LTP in 2015/16 is expected to be around £2.6m
  
9. In recent years the Government has also provided other dedicated funding streams for transport initiatives for authorities to bid for according to specific guidelines. Local Sustainable Transport Fund (LSTF), Better Buses Area Fund (BBAF) and Better Bus Area (BB2) resources are now both available to the South Yorkshire Partnership following successful bids. “Pinch Point” funding has been awarded to Sheffield City Council for improvements to Penistone Road. Additional future funding opportunities include an extension to LSTF, “Green / Cleaner” Buses and Cycling initiatives.<sup>10</sup>.

10. The “Better Buses Area Fund” completed in March 2014. A second “Better Bus Area” fund (BB2) was awarded to the Sheffield Bus

Partnership in February 2013 in recognition of the ground-breaking Voluntary Agreement between the principal bus operators, SYPTTE and the City Council that was launched in October 2012. This programme totals £18.3m spanning a five year period - £6.7m revenue activities (coordinated by SYPTTE) and £11.6m capital investment. The Council is again responsible for leading on the delivery of these capital projects on behalf of the Sheffield Bus Partnership.

11. “Pinch Point” funds are another government initiative aimed at tackling congestion nationally. Sheffield submitted a bid for Pinch Point funding for improvements to Penistone Road, based on previous work aimed at improving access to employment sites along the Upper Don Valley. In May 2013, DfT awarded £3.013m for this scheme, to be used by 31<sup>st</sup> March 2015.
12. The Council's formal Capital Approval process requires full Cabinet sign-off for each funding stream programme as outlined above, and each scheme within these. The lower flexibility of some of these funding streams, and their mixed capital/revenue nature has created further complexity for delivery. This paper therefore sets out current priorities for funding allocations prior to the Council's overall budgets being agreed early in the New Year. Once developed the full programme will be taken through the Strategic Outcome Board for approval to ensure that the proposed work delivers benefits which are consistent with the Council's Corporate Plan.
13. As described above, the funding streams have different timescales of availability. This means there is a need to ensure complete spend of BBAF resources, followed by the great majority of LSTF funds, with the LTP programme forming a “balance” for other funding (because we have more local flexibility with this). The Pinch Point funds similarly must be expended by the end of March 2015, requiring good progress on design this year. Several schemes such as the Upper Don Valley cycle route involve a combination of (for example) LSTF and LTP funds, and in these cases it is important to fully use the LSTF funds first. The “use it or lose it” nature of other funds inevitably raises the risk of LTP underspend whilst prioritising other funds. This is currently the case with the 14/15 LTP programme.
14. The Council will work with the South Yorkshire Integrated Transport Authority to make best use of the available funds.
15. Another very significant influence on timing is the Streets Ahead programme. The Council's contractor Amey is progressing an initial five-year “core investment period” and most roads and footways in the city will be improved during this time, the works being spread across 108 “zones” to facilitate this. Maximising opportunities to dovetail funding (and therefore value for money) whilst minimising disruption is therefore now central to the priorities for the Council's overall transport capital

programme over the next five years.

### **Sheffield City region Investment Fund Programme (SCRIF)**

16. The Council has agreed a deal with Central Government to devolve up to £500m of investment funds previously controlled by central government. Some of this will be available for transport schemes and can be used by the city region to create significant infrastructure projects to improve connectivity across South Yorkshire, North Derbyshire and North Nottinghamshire. The bidding process for these funds is via the City Region.

### **The “Better Bus Area” (BB2) Programme**

17. This is a similar programme to BBAF, except that it is specific to the Sheffield District as “reward” for the launch of the ground-breaking Sheffield Bus Partnership. It comprises a new five year capital and revenue programme, the capital element of which increases year-on-year with revenue decreasing. The capital programme will be to focus on further infrastructure projects that improve the reliability, punctuality and cost-effectiveness of bus services, hence contributing to passenger growth. The programme is coordinated by the PTE but delivery of most of the infrastructure projects rests with SCC
18. The current proposals for next year would see £2.9m invested and indicative allocations are given below:
19. Infrastructure investment again needs to tie into the Streets Ahead programme to minimise disruption and maximise value-for money. Further refinement of the programme will need to be agreed through the Bus Agreement Partners initially and will then be reported to the Cabinet Member and to SYITA as appropriate.

### **Penistone Road Pinch Point project**

20. This is a specific project designed to tackle congestion problems at four key junctions along Penistone Road, thereby improving access to key employment and regeneration sites along the Upper Don Valley. In response to the Council’s bid for funds, the DfT awarded £3.013m to be spent by March 2015. The project significantly overlaps the “BB2” Penistone Road proposals and both are being designed to closely align with Streets Ahead core maintenance work planned for 2015/16.

## Proposed 2015/16 Local Transport Plan Programme

21. In the coming year, there will be a number of **commitments for continuing existing initiatives**. These include:
- Accident reduction schemes - additional funding for more schemes to improve road safety, from existing lists of known problem sites.
  - 20mph speed limits outside schools and in residential areas – implementing an agreed programme of 20mph areas where needed across the city, plus associated parking restrictions such as zig-zags outside school gates. The key priority remains on reducing child casualties.
  - The citywide programme of projects under the banner of “Enhancements to the Streets Ahead Programme”, including pedestrian crossings, refuge islands, school entrance schemes – focussed on the twenty zones where Amey are programmed to be working next year;
  - Another city-wide programme, again linked to Streets Ahead, of smaller scale opportunities such as provision of dropped crossings, guard rails, removal of old street clutter etc. – identified jointly with Amey for each zone and with input from ward Councillors;
  - Another city-wide programme, again linked to Streets Ahead, of small scale cycling opportunities;
  - Cycle Routes - continued progress on a programme of on-street facilities and off-road “Green Routes”, encouraging more people to try different ways of travelling to work and adopt healthier lifestyles whilst avoiding congestion. The LTP investment also enables development work for future bids for DfT funding such as “Cycle Ambition Grant”; “Cycling Cities” etc.
  - Sheffield Bus Agreement Work –the Council’s contribution to the Bus Partnership focuses on dealing with bus hotspots and developing Key Bus Routes to help prevent buses getting stuck in congestion and hence improve reliability and increase patronage.

- Traffic Management schemes – including small scale traffic signal enhancements and camera enforcement schemes
- Public Rights of Way improvements – a rolling annual programme to maintain local footpaths

Details of these schemes can be found in Appendices 9 and 10.

22. Arising from the above and recognising the overall imperative to align the Capital Programme as much possible with Amey’s “core” programme, the following Programme Blocks are proposed:

<b>Draft 2015/16 LTP Programme by Block Allocation</b>	<b>£ million</b>
Road Safety schemes	<b>0.790</b>
Action linked to “Streets Ahead” Programme	<b>0.800</b>
Action for Cyclists	<b>0.450</b>
Traffic management schemes	<b>0.100</b>
Public Transport measures	<b>0.350</b>
Public Rights of Way	<b>0.120</b>
<b>Total (£2.6m provisionally available)</b>	<b>2.610</b>

Detail project proposals will be brought forward for member approval via the Programme Boards as part of the Council’s capital approval process.



## Regeneration Programme

### The National Context

1. Over the last five years, central government policy on capital funding for economic stimulation projects has changed. There has been a move towards investments in projects which repay the original capital either through a direct repayment of the loan or grant from the profits of the project, or higher business rates for local authorities like the TIF schemes (see paragraph 89).
2. The government has sought to create regional funds (like the Local Growth Fund) where cash allocations are made through the Local Enterprise Partnerships (LEPs). The BRT North project has obtained a £2.3m loan to cash flow the project until local building developments generate CIL earnings to repay the loan.
3. In the future, government policy may further devolve funding for skills, transport and regeneration projects to the local level.

### The Local Agenda

4. In practice this means that there is a substantial fund known as the Sheffield City Region Investment Fund (SCRIF) which is available to the leaders of the Sheffield City Region (SCR) to allocate and transform the infrastructure and economy of the SCR.
5. The Council has succeeded in securing [£2.3m] from SCRIF for the Grey-to-Green project to improve the public realm in the West Bar area. Further bids will be made for projects to develop a high quality campus around the University of Sheffield, Fitzallan Square, Moorfoot and Castlegate.
6. The biggest scheme under the development is the New Retail Quarter (also known as the new Development District). For the moment this is being wholly funded by the Council as it acquires the necessary parcels of land and develops the blue print for the scheme. This work will be completed to enable the process for selecting the development partner of land. The options for structuring the property deal are being finalised and will be presented to Cabinet. The potential for the Council to work up the project to create an investment grade opportunity and either seek a forward sale with interim funding or fund the scheme directly are also being considered.
7. These schemes support the Council's strategy to create a revitalised city centre which will drive footfall and business creating jobs and grow the economy of the city.

8. The regeneration of the city extends beyond the city centre. In the Lower Don Valley the Council has a number of initiatives aimed at regenerating the area. This strategy is based upon securing the future of the established businesses through better flood defences, creating new businesses by remediating the site of the former Don Valley Stadium for use as an Advanced Well-being and Research centre, and creating new homes and schools in the area to support the growth of the community.
9. Other joint initiatives with Rotherham Metropolitan Borough Council over Sheffield – Rotherham Economic Corridor and national investment like the Tram-Train project should further strengthen the development of the area.
10. Plans are also being drawn up to regenerate the Upper Don Valley and these will be brought forward in due course.

### **The Capital Programme 2015-16**

11. The key components of the 2015/16 Capital Programme include NRQ (£66m), Grey to Green, demolition of Castle Market (£4m), DVS Remediation (£6.6m) and £18m for the construction of the Lower Don Valley Flood defences.
12. These schemes have a relatively long time frame for delivery. Some benefits will be seen immediately in 2015/16 but other schemes will continue to the end of the decade.

### **The Expected Benefits**

13. Through these works the Council aims to promote more economic activity, create a better public realm and the lift overall national standing of the city.

THIS PAGE IS INTENTIONALLY LEFT BLANK

Summary of 2015/16 Capital Projects by Portfolio

Appendix 9

2015-16 Approved Capital Programme

Values in £'000s	Expenditure					Total
	Current Year Outturn	2015-2016	2016-2017	2017-2018	2018-	
Resources	5,969	4,569	-	-	-	10,539
CYPF	31,745	30,980	18,933	168	-	81,826
Communities	1,893	-	-	-	-	1,893
Place	49,791	72,287	6,501	164	-	128,743
Place: Housing Programme	40,740	92,165	103,567	89,041	162,998	488,511
Place: Highways	29,338	4,706	468	195	-	34,708
Corporate	32,883	27,946	26,803	38,350	-	125,982
<b>Total</b>	<b>192,360</b>	<b>232,653</b>	<b>156,271</b>	<b>127,918</b>	<b>162,998</b>	<b>872,201</b>

### Summary Report / Annual Cabinet 1

Cycle: 140 - Budget Cycle NOV 14 Month End, Status: Closed, Type: Budget  
 Company: 00001 SHEFFIELD CITY COUNCIL  
 Programme: \*All  
 Directorate: RESOURCES  
 Service: \*All  
 Division of Service 1: \*All  
 Division of Service 2: \*All  
 Division of Service 3: \*All  
 Division of Service 4: \*All  
 Manager: \*All  
 Business Unit / Project: \*All  
 Approval Status: Approved or Requested Approval Versions  
 Stage: 10 Project Planning - 90 Disposal

	Project Start	Project End	Approval Status	Expenditure					Total
				-2014	2014-2015	2015-2016	2016-2017	2017-2018	
Values in £'000s									
<b>RESOURCES</b>									
<b>BUSINESS CHANGE &amp; INFO SOLNS</b>									
^OFFICE ACCOMMODATION									
^OFFICE ACCOM EFFICIENCIES									
^OFFICE ACCOM EFFICIENCIES									
^WORKSTYLING									
90120 - MOORFOOT	APR 2010	MAR 2015	Approved - Active	7,254	721				7,975
90133 - HOWDEN HOUSE ACCOMM STRATEGY	SEP 2011	MAR 2015	Approved - Active	40	1,010				1,050
90140 - PROJECT DELIVERY COSTS	APR 2013	MAR 2015	Approved - Active	983	517				1,500
90141 - IT WORKSTREAMS	APR 2013	MAR 2015	Approved - Active	13	467				480
<b>TRANSPORT</b>									
^TRANSPORT SERVICES									
^TRANSPORT SERVICES									
^TRANSPORT SERVICES									
90138 - VEHICLE & PLANT EFFICIENCY 13-									
^PROPERTY AND FACILITIES MANAG									
^PROPERTY AND FACILITIES MANAG									
^CIVIC ACCOMMODATION									
^CIVIC ACCOMMODATION									
^CIVIC ACCOMMODATION									
^TOWN HALL									
90101 - TOWN HALL ROOF & MASONRY REP	APR 2011	MAR 2015	Approved - Active	666	92				758
^P&FM CAPITAL SCHEME									
^P&FM CAPITAL SCHEME									
^P&FM CAPITAL SCHEME									
^ENVIRONMENTAL REGULATIONS									
90146 - HACKENTHORPE COMMUNITY BLDG (Q00021)	JUN 2014	MAR 2015	Approval Requested		18				18
^DISABLED ACCESS									
Q00006 - PROVISION OF DISABLED ACCESS	APR 2010	MAR 2016	Approved - Active		-	225			225
90064 - LOVE STREET DDA (Q00006)	JAN 2015	JUN 2015	Approval Requested		3	42			45
^OTHER									
90020 - VOLUNTARY REGISTRATION	JUN 2013	MAR 2016	Approved - Active	185	197	94			475
90025 - SORBY HOUSE RECONFIG	APR 2013	MAR 2015	Approved - Active	329	92				421
92356 - MILLENIUM GALLERY LIFE CYCLE	APR 2010	MAR 2015	Approved - Active	537	26				563
94412 - FIRERISK ASSESSMENT PROGRAMME (Q00073)	APR 2010	MAR 2016	Approved - Active	60	-	148			208
94459 - MILLHOUSES MILL BUILDINGS	MAY 2012	JUN 2014	Approved - Active	124	4				128

Values in £'000s	Project Start	Project End	Approval Status	Expenditure					Total
				-2014	2014-2015	2015-2016	2016-2017	2017-2018	
97899 - PATH RESURFACING PROGRAMME (Q00007)	APR 2010	MAR 2015	Approval Requested	266	200				467
Q00065 - CBT Woodhouse/Tannery Lodge	APR 2012	MAR 2016	Approved - Active		-	450			450
<b>^ROOF RENEWAL</b>									
90139 - KELHAM ISLAND MUSEUM ROOF (Q00073)	MAY 2013	MAR 2015	Approved - Active	72	64				136
90142 - ABBEYFIELD HOUSE ROOF (Q00001)	SEP 2013	MAR 2015	Approved - Active	177	11				188
90143 - CITY ROAD CEMETERY ROOF (Q00073)	JAN 2014	DEC 2014	Approved - Active	4	126				130
90144 - ABBEYDALE IND HAM-STRUCT DEF (Q000003)	DEC 2013	DEC 2014	Approved - Active	4	323				327
90145 - PARK LIBRARY/COMM ROOF RENEWAL (Q00021)	DEC 2014	MAR 2015	Approved - Active		290				290
<b>^FIRE SAFETY MANAGEMENT</b>									
90017 - FIRE STRATEGY WORKS	JAN 2013	MAR 2015	Approved - Active	331	36				367
90027 - STANFORTH-DARNALL FRA WORKS (Q00073)	DEC 2013	OCT 2015	Approved - Active		32	1,068			1,100
90062 - ELLESMERE CTR & ROOF & FRA (Q00073)	DEC 2014	MAR 2015	Approved - Active		250				250
<b>^ALLOTMENT INVESTMENT</b>									
90024 - ALLOTMENT INVESTMT PROG 13-14 (Q00002)	APR 2013	JUN 2014	Approved - Active	16	29				46
<b>COMMUNITY BLDGS TEAM</b>									
<b>COMMUNITY BLDGS TEAM</b>									
97941 - CBT WINCOBANK COMMUNITY BLDG	APR 2012	MAR 2015	Approved - Active	51	271				323
<b>^LIBRARIES</b>									
94362 - BROOMHILL LIBRARY	JAN 2012	DEC 2014	Approved - Active	0	100				100
Q00010 - CENTRAL LIBRARY	APR 2010	MAR 2016	Approved - Active		-	124			124
<b>ASBESTOS SCHEMES</b>									
<b>ASBESTOS SCHEMES</b>									
<b>ASBESTOS SCHEMES</b>									
<b>ASBESTOS SCHEMES</b>									
Q00050 - ASBESTOS SCHEMES	APR 2011	MAR 2016	Approved - Active		-	150			150
<b>HEALTH &amp; SAFETY COMPLIANCE</b>									
<b>HEALTH &amp; SAFETY COMPLIANCE</b>									
<b>HEALTH &amp; SAFETY COMPLIANCE</b>									
<b>HEALTH &amp; SAFETY COMPLIANCE</b>									
<b>HEALTH &amp; SAFETY COMPLIANCE</b>									
Q00073 - HEALTH & SAFETY COMPLIANCE	DEC 2012	MAR 2016	Approved - Active		-	2,269			2,269
<b>Total</b>				11,813	5,969	4,569	-	-	22,352

### Summary Report / Annual Cabinet 1

Cycle: 140 - Budget Cycle NOV 14 Month End, Status: Closed, Type: Budget  
 Company: 00001 SHEFFIELD CITY COUNCIL  
 Programme: \*All  
 Directorate: CYPD  
 Service: \*All  
 Division of Service 1: \*All  
 Division of Service 2: \*All  
 Division of Service 3: \*All  
 Division of Service 4: \*All  
 Manager: \*All  
 Business Unit / Project: \*All  
 Approval Status: Approved or Requested Approval Versions  
 Stage: 10 Project Planning - 90 Disposal

	Expenditure						Total
	-2014	2014-2015	2015-2016	2016-2017	2017-2018	2018-	
Values in £'000s							
CYPD							
^BASIC NEED PROVISION							
^CAPITAL DELIVERY UNIT							
^PRIMARY POPULATION GROWTH							
^EXTENSION							
^EXTENSION							
Q00061 - Basic Need - Popn Growth - Phs 2		-		16,329			16,329
^PRIMARY POPULATION GROWTH 2							
^EXTENSION							
^EXTENSION		100					518
90678 - FEASIBILITY & DESIGN	418						
^MAINLINE PROGRAMME							
^CAPITAL PROGRAMME							
^DEVELOPMENT							
90731 - NEW PMY - SKINNERHORPE (Q00061)	3,309	2,300					5,609
90732 - NEW PMY - WATERMEAD (Q00061)	3,330	2,391					5,721
90748 - NEW PRIMARY NORTHEAST (3) (Q00061)	6	24					30
90762 - TINSLEY PRIMARY (Q00061)							
90763 - ROWAN EXPANSION (Q00061)			7,000				8,050
90768 - OUGHTBRIDGE EXTENSION (Q00061)		220	1,666	1,050			1,886
		10	990				1,000
^BSF							
^CAPITAL DELIVERY UNIT							
^WAVE 1							
^REFURB							
^REFURB							
90603 - NEWFIELD BRIDGE	1,634	-					1,634
90604 - SILVERDALE	1,746	-					1,746
90605 - YEWLANDS	18,054	-					18,054
90607 - HIGHSTORRS	30,321	-					30,321
90611 - FIRTH PARK	5,516	-					5,516

	Values in £,000s	Project Start	Project End	Approval Status	Expenditure						Total	
					-2014	2014-2015	2015-2016	2016-2017	2017-2018	2018-		
<b>^FEES</b>												
90601 - SCC INTERNAL PROG COSTS - W1		JAN 2009	SEP 2010	Approved - Active	1	-	-	-	-	-	-	1
90602 - LEP BUSINESS PLAN - W1		JUL 2009	NOV 2010	Approved - Active	337	-	-	-	-	-	-	337
90638 - SCC CONTRACT COSTS - W1		JAN 2008	MAR 2011	Approved - Active	842	-	-	-	-	-	-	842
<b>^NEW BUILD</b>												
90606 - SEN SOUTH		JAN 2008	OCT 2010	Approved - Active	712	-	-	-	-	-	-	712
90608 - SEN NORTH		JAN 2010	DEC 2011	Approved - Active	13,696	-	-	-	-	-	-	13,696
90610 - KS4 SUPPORT COLLEGE		OCT 2009	SEP 2011	Approved - Active	6,186	-	-	-	-	-	-	6,186
<b>^ICT</b>												
90353 - BSF - ICT		JAN 2008	SEP 2011	Approved - Active	1,653	-	-	-	-	-	-	1,653
<b>^WAVE 4</b>												
<b>^REFURB</b>												
90615 - BENTS GREEN		NOV 2009	MAY 2014	Approved - Active	13,641	-	-	-	-	-	-	13,641
90616 - ALL SAINTS		JAN 2010	MAR 2013	Approved - Active	15,872	-	-	-	-	-	-	15,872
90618 - FIR VALE EXPANSION		AUG 2010	MAR 2014	Approved - Active	4,676	-	-	-	-	-	-	4,676
90619 - PARKWOOD		APR 2010	MAR 2015	Approved - Active	19,753	-	-	-	-	-	-	19,753
90620 - KING EDWARDS (UP)		APR 2010	MAR 2015	Approved - Active	19,885	81	-	-	-	-	-	19,966
90622 - CITY		APR 2010	MAR 2014	Approved - Active	23,602	-	-	-	-	-	-	23,602
90623 - STOCKSBRIDGE		APR 2010	APR 2015	Approved - Active	19,238	-	-	-	-	-	-	19,238
90624 - BIRLEY		MAY 2010	MAR 2015	Approved - Active	19,739	39	-	-	-	-	-	19,778
90625 - HANDSWORTH GRANGE		OCT 2010	MAR 2015	Approved - Active	15,152	15	-	-	-	-	-	15,167
90626 - NOTRE DAME		MAR 2011	MAR 2014	Approved - Active	13,405	-	-	-	-	-	-	13,405
90627 - ADD'L PUPIL PLACES(SECONDARY)		MAR 2011	MAR 2015	Approved - Active	607	2,257	-	-	-	-	-	2,863
<b>^FEES</b>												
<b>^FEES</b>												
90613 - SCC INTERNAL PROG COSTS - W4		JAN 2010	MAR 2015	Approved - Active	3,688	111	-	-	-	-	-	3,799
90614 - LEP BUSINESS PLAN - W4		MAR 2010	MAR 2018	Approved - Active	1,594	238	14	24	18	-	-	1,888
90639 - SCC CONTRACT COSTS - W4		JAN 2008	APR 2018	Approved - Active	3,010	1,218	249	130	150	-	-	4,757
<b>^NEW BUILD</b>												
90617 - MYERS GROVE		JAN 2010	MAR 2014	Approved - Active	29,710	-	-	-	-	-	-	29,710
90621 - BRADFIELD		APR 2010	MAR 2015	Approved - Active	2,686	14	-	-	-	-	-	2,700
<b>^ICT</b>												
<b>^ICT</b>												
90628 - ECCLESFIELD		APR 2010	MAR 2013	Approved - Active	2,232	-	-	-	-	-	-	2,232
90629 - FIR VALE ICT		APR 2010	MAR 2013	Approved - Active	1,007	-	-	-	-	-	-	1,007
90630 - HINDE HOUSE		JUN 2010	DEC 2010	Approved - Active	1,117	-	-	-	-	-	-	1,117
90631 - KING ECGBERT		JUN 2010	MAR 2011	Approved - Active	1,732	-	-	-	-	-	-	1,732
90632 - KING EDWARDS (LOW)		JUN 2011	MAR 2013	Approved - Active	1,153	-	-	-	-	-	-	1,153
90633 - MEADOWHEAD		JUN 2011	MAR 2012	Approved - Active	1,353	-	-	-	-	-	-	1,353
90634 - TAPTON		APR 2011	MAR 2013	Approved - Active	2,254	-	-	-	-	-	-	2,254
90635 - WESTFIELD		APR 2011	MAR 2012	Approved - Active	1,142	-	-	-	-	-	-	1,142
90636 - HERITAGE PARK		JAN 2010	MAR 2012	Approved - Active	113	-	-	-	-	-	-	113
90637 - HOLGATE MEADOWS		JAN 2010	JUN 2011	Approved - Active	104	-	-	-	-	-	-	104



Values in £,000s	Project Start	Project End	Approval Status	Expenditure					Total	
				-2014	2014-2015	2015-2016	2016-2017	2017-2018		2018-
^CAPITAL MAINTENANCE ^P&FM CAPITAL SCHEME ^PRIMARY PRIORITISATION PROG ^REFURB ^REFURB										
90687 - PMY MAINT HEATING-BEIGHTON (Q00060)	AUG 2011	JUN 2014	Approved - Active	433	0					433
90689 - PMY MAINT HEATING-HALFWAY JR (Q00060)	AUG 2011	JUN 2014	Approved - Active	562	0					563
90690 - PMY MAINT ELEC-GREYSTONES (Q00060)	AUG 2011	JUN 2014	Approved - Active	443	1					445
90691 - PMY MAINT. EMERGENCY WORKS (Q00060)	JUL 2011	JUN 2015	Approved - Active	375	25					400
90692 - PMY MAINT.CONDITION MGT (Q00060)	JUL 2011	MAR 2014	Approved - Active	1,467	67					1,534
90709 - H.M & E DESIGN (Q00060)	NOV 2011	MAR 2015	Approved - Active	487	153					650
90717 - PMY MAINT. HEATING-LYDGATE J (Q00060)	APR 2012	SEP 2014	Approved - Active	988	(0)					988
90719 - PMY MAINT. - WINDOWW PROG (Q00060)	APR 2012	MAR 2014	Approved - Active	434	28					462
90722 - PMY MAINT. - WCS (Q00060)	APR 2012	SEP 2014	Approved - Active	448	25					473
90723 - PMY MAINT.HM&E-ABBEY LANE (Q00060)	JUL 2012	MAR 2015	Approved - Active	926	8					934
90724 - PMY MAINT HEATING-DOBCROFT J (Q00060)	MAR 2013	MAR 2015	Approved - Active	451	2					453
90725 - PMY MAINT.ELEC- HALLAM PMY (Q00060)	JUL 2012	MAR 2015	Approved - Active	541	(14)					527
90730 - CAP MAINT - RADON EXTRACTION	SEP 2012	APR 2014	Approved - Active	17	33					50
90738 - PMY MAINT. HEATING - BANKWOOD (Q00060)	APR 2013	MAR 2015	Approved - Active	607	102					709
90739 - PMY MAINT. HEATING-PHILLIMORE (Q00060)	APR 2013	SEP 2014	Approved - Active	507	121					628
90740 - PMY MAINT STRUCT-PHILLIMORE (Q00060)	JAN 2008	DEC 2014	Approved - Active	290	10					300
90741 - PMY MAINT ELEC - WISEWOOD (Q00060)	APR 2013	MAR 2015	Approved - Active	319	36					355
90742 - PMY MAINT ELEC - LIMPSEFIELD (Q00060)	APR 2013	MAR 2015	Approved - Active	448	46					493
90743 - FRA WORKS PROGRAMME (Q00060)	APR 2013	MAR 2015	Approved - Active	367	428					794
90750 - NORFOLK COMMUNITY HEATING (Q00060)	MAY 2013	MAR 2015	Approved - Active	186	(14)					171
90754 - CARFIELD PRIMARY BOILER REPLAC (Q00060)	NOV 2013	MAR 2015	Approved - Active	11	198					209
90756 - PCMP - WALKLEY PMY HM&E (Q00060)	MAR 2014	JAN 2015	Approved - Active		700					700
90757 - FRA WORKS PROGRAMME - 14/15 (Q00060)	APR 2014	MAR 2016	Approved - Active		503	575				1,079
90758 - LYDGATE INFANTS - MECHANICAL (Q00060)	APR 2014	MAR 2015	Approved - Active		613	225				613
90766 - REIGNHEAD PMY - HEATING (Q00060)	JAN 2015	AUG 2015	Approval Requested		-					225
94461 - PMY MAINT HEATING-STRADBROKE (Q00060)	JAN 2012	JUL 2014	Approved - Active	1,103	(13)					1,090
^CAPITAL DELIVERY UNIT ^PRIMARY CAPITAL PROGRAMME ^EXTENSION ^EXTENSION										
90430 - OWLER BROOK PCP	APR 2009	MAR 2015	Approved - Active	3,667	72					3,739
^MAINLINE PROGRAMME ^REFURB ^REFURB										
90479 - POST IMPLEMENTATION	APR 2010	MAR 2015	Approved - Active	221	10					231
^CHILDRENS COMMISSIONER ^SPECIAL EDUCATIONAL NEEDS ^CYP OTHER SCHEMES ^EQUIPMENT										
90548 - SCHOOLS ACCESS INITIATIVE	APR 2010	MAR 2015	Approved - Active	1,405	100					1,505
CYP CAPITAL SCHEMES ^CYP OTHER SCHEMES ^CYP OTHER SCHEMES CYP CAPITAL SCHEMES										
90764 - PRINCE EDWARD PRIMARY (Q00060)	AUG 2014	SEP 2015	Approved - Active		250	50				300

Values in £,000s	Project Start	Project End	Approval Status	Expenditure					Total	
				-2014	2014-2015	2015-2016	2016-2017	2017-2018		2018-
SCHOOL KITCHENS ^BUSINESS STRATEGY ^CYP OTHER SCHEMES ^CYP OTHER SCHEMES ^KITCHEN 90755 - EXPANSION FSM PROV (INFANTS) ^SHORT BREAKS FOR CHILDREN ^CHILDRENS COMMISSIONER ^CYP OTHER SCHEMES ^CYP OTHER SCHEMES AHDC	JAN 2014	OCT 2014	Approved - Active	1,316	1,316					1,316
90745 - THORNBRIDGE ACCESSIBLE UNIT ^OTHER CYP SCHEMES ^CAPITAL DELIVERY UNIT ^MAINLINE PROGRAMME ^CYP OTHER SCHEMES ^INFRASTRUCTURE	JUL 2014	MAR 2016	Approval Requested	140	760					900
90352 - HIGHWAYS - FORGE VALLEY ^CHILDRENS COMMISSIONER ^CYP OTHER SCHEMES ^OTHER	APR 2010	MAR 2015	Approved - Active	2,586	201					2,787
90769 - ALDINE HOUSE - SUNDRY WORKS 90770 - ALDINE HOUSE - EXTENSION ^INVEST TO SAVE ^INVEST TO SAVE 90704 - FOSTER CARER HOUSING ENHANCE	JAN 2015 JAN 2015	MAR 2015 FEB 2015	Approval Requested Approval Requested	73 5	73 5					73 5
^CAPITAL RECEIPT ^CAPITAL DELIVERY UNIT ^MAINLINE PROGRAMME ^CYP OTHER SCHEMES ^INFRASTRUCTURE	SEP 2011	APR 2015	Approved - Active	122	1,078					1,200
90361 - BSF PH1 - INFRASTRUCTURE ^DEVOLVED FORMULA CAPITAL ^CAPITAL DELIVERY UNIT ^MAINLINE PROGRAMME ^CYP OTHER SCHEMES ^CYP OTHER SCHEMES 90448 - SF DEVOLVED CAPITAL 2011-12	JAN 2008	MAR 2015	Approved - Active	3,783	254					4,037
	APR 2011	MAR 2017	Approval Requested	7,285	1,167	1,550	1,400			11,402

Values in £'000s	Project Start	Project End	Approval Status	Expenditure					Total	
				-2014	2014-2015	2015-2016	2016-2017	2017-2018		2018-
^CAPACITY, PLANNING & DEVELOPM										
^MAINLINE PROGRAMME										
^CAPITAL PROGRAMME										
^DEVELOPMENT										
^DEVELOPMENT										
90714 - PPG2 - ACRES HILL PMY (Q00061)	DEC 2011	MAR 2015	Approved - Active	87	360					447
90715 - PPG2 - OUGHTBRIDGE PMY (Q00061)	MAY 2013	MAR 2015	Approved - Active	395	19					414
90733 - INTAKE PMY - MOBILE REPLACE	DEC 2012	MAR 2015	Approved - Active	261	0					262
90734 - NORFOLK PARK PMY REPLACEMENT	APR 2013	MAR 2016	Approval Requested	352	2,672	1,737				4,760
90736 - HUNTERS BAR - MOBILE REPLACE (Q00060)	MAY 2013	JUL 2014	Approved - Active	573	18					591
90737 - GLEADLESS PRIMARY - REBUILD (Q00061)	JUN 2013	AUG 2015	Approval Requested	239	648	1,414				2,300
90746 - GREYSTONES EXPANSION (Q00061)	NOV 2013	MAR 2016	Approved - Active	5	427	2,702				3,135
90747 - HALLAM RECONFIGURATION (Q00061)	NOV 2013	MAR 2016	Approval Requested	8	682	2,320				3,010
90749 - WYBOURN EXPANSION (Q00061)	NOV 2013	SEP 2014	Approved - Active	3	557					560
90751 - STOCKSBRIDGE - MOBILE REPLACE (Q00060)	JAN 2014	NOV 2014	Approved - Active	17	362					379
90752 - NETHER GREEN - MOBILE REPLACE (Q00060)	JAN 2014	MAR 2015	Approved - Active	6	232					238
90753 - LONGLEY - TWO CLASSROOM EXTN (Q00061)	JAN 2014	MAR 2015	Approved - Active	7	405					412
90761 - DON VALLEY SCHOOL (Q00061)	JAN 2014	SEP 2015	Approved - Active	159	8,109	8,433				16,700
^LOCAL DELIVERY										
^CHILDRENS COMMISSIONER										
^EXTENDED SCHOOLS										
^NEW BUILD										
LOCAL GROWTH FUND PROJECTS										
90716 - GRACE OWEN NURSERY	MAR 2012	APR 2016	Approval Requested	58	-	837				895
^CYP OTHER SCHEMES										
^CYP OTHER SCHEMES										
^OTHER										
90744 - FEL CAPITAL (Q00075)	SEP 2013	MAR 2016	Approved - Active	62	514	458				1,035
<b>Total</b>				338,944	31,745	30,980	18,933	168	-	420,769

### Summary Report / Annual Cabinet 1

Cycle: 140 - Budget Cycle NOV 14 Month End, Status: Closed, Type: Budget  
 Company: 00001 SHEFFIELD CITY COUNCIL  
 Programme: \*All  
 Directorate: COMMUNITIES  
 Service: \*All  
 Division of Service 1: \*All  
 Division of Service 2: \*All  
 Division of Service 3: \*All  
 Division of Service 4: \*All  
 Manager: \*All  
 Business Unit / Project: \*All  
 Approval Status: Approved or Requested Approval Versions  
 Stage: 10 Project Planning - 90 Disposal

	Expenditure						Total
	-2014	2014-2015	2015-2016	2016-2017	2017-2018	2018-	
COMMUNITIES							
CARE AND SUPPORT							
^CARE & SUPPORT							
^PERFORMANCE & RESOURCES							
PERFORMANCE & RESOURCES							
97037 - ICT INFRASTRUCTURE (Q00013)	2,070	172					2,243
97044 - MOBILE WORKING SOLUTIONS (Q00013)	354	1,054					1,408
97045 - SAP PROJECT (Q00013)	115	343					458
^CC CAPITAL SCHEMES							
CC CAPITAL SCHEMES							
^OTHER CAPITAL SCHEMES							
^PROGRAMME MANAGEMENT							
CC CAPITAL SCHEMES	41	324					365
97051 - HURLFIELD VIEW EXTENSION							
<b>Total</b>	<b>2,581</b>	<b>1,893</b>	<b>-</b>	<b>-</b>	<b>-</b>	<b>-</b>	<b>4,474</b>

### Summary Report / Annual Cabinet 1

Cycle: 140 - Budget Cycle NOV 14 Month End, Status: Closed, Type: Budget  
 Company: 00001 SHEFFIELD CITY COUNCIL  
 Programme: \*All  
 Directorate: PLACE  
 Service: \*All  
 Division of Service 1: \*All  
 Division of Service 2: \*All  
 Division of Service 3: \*All  
 Division of Service 4: \*All  
 Manager: \*All  
 Business Unit / Project: \*All  
 Approval Status: Approved or Requested Approval Versions  
 Stage: 10 Project Planning - 90 Disposal

	Project Start	Project End	Approval Status	Expenditure					Total
				-2014	2014-2015	2015-2016	2016-2017	2017-2018	
Values in £'000s									
PLACE									
^REGENERATION & DEVELOPMENT SE									
^PLANNING									
^ENVIRONMENTAL PLANNING SCHEME									
^OTHER PLANNING SCHEMES				61	21				82
^OTHER PLANNING SCHEMES									
94456 - SPITAL HILL PUBLIC ART	NOV 2011	MAR 2014	Approved - Active						
^OTHER PLANNING SCHEMES				392	248	110			750
^OTHER PLANNING SCHEMES									
LOCAL GROWTH FUND PROJECTS									
92448 - FORMER NORTON AERODROME	APR 2013	MAR 2016	Approved - Active						
^CITY DEVELOPMENT									
^OTHER CDD SCHEMES									
^OTHER CDD SCHEMES				416	84				500
LOCAL GROWTH FUND PROJECTS									
94008 - CASTLEGATE SYPTE ACQUISITION	JAN 2012	DEC 2016	Approved - Active						
^CDD DEVELOPMENT									
^OTHER CDD SCHEMES				2,529	50				2,579
^OTHER CDD SCHEMES									
94004 - MOOR PUBLIC REALM PHASE 2	JAN 2009	JUN 2014	Approved - Active						
94009 - PORTER BROOK REMEDIAL WORKS	JAN 2014	JAN 2015	Approved - Active		200				200
94010 - LDV FLOOD DEFENCE WORKS	JUL 2013	MAR 2019	Approved - Active	522	2,936	8,930	5,741	15	18,144
94012 - PORTER BROOK FLOOD STUDY	APR 2014	APR 2014	Approved - Active	15	67				82
94013 - GREY TO GREEN	SEP 2014	MAR 2016	Approved - Active	456	456	3,334	471	24	3,790
94019 - ATTERCLIFFE GZ STREETSCENE	APR 2014	DEC 2017	Approval Requested	12		91			588
94326 - EDWARD STREET	JAN 2009	MAR 2015	Approved - Active	985	210				1,196
LOCAL GROWTH FUND PROJECTS									
94007 - SPITAL HILL ELLESMERE GREEN	MAR 2012	JUN 2014	Approved - Active	720	221				942
CAPITAL & MAJOR PROJECTS									
^P&FM CAPITAL SCHEME									
^DEMOLITIONS									
^DEMOLITIONS				367	1,167	2,868			4,402
90012 - CASTLE MARKET DECOMMISSIONING	JAN 2013	OCT 2016	Approved - Active						
^MOOR MARKETS									

	Values in £'000s	Project Start	Project End	Approval Status	Expenditure					Total	
					-2014	2014-2015	2015-2016	2016-2017	2017-2018		2018-
<b>^MOOR MARKETS</b>											
^MOOR MARKET		SEP 2011	MAR 2015	Approved - Active	798	12					810
90126 - MOOR MARKET SERVICE YARD		MAR 2012	MAR 2015	Approved - Active	17,771	21					17,792
94402 - NEW MARKET DEVELOPMENT											
<b>^ASSET ENHANCEMENT</b>											
<b>^ASSET RATIONALISATION</b>											
<b>^ASSET RATIONALISATION</b>											
<b>^ASSET RATIONALISATION</b>											
90011 - ABBEY-BANNERDALE ASSET ENHANCE (Q00070)		SEP 2012	MAR 2014	Approved - Active	232	38					270
90014 - FARM SITES ENHANCEMENT (Q00070)		AUG 2014	MAR 2015	Approved - Active		8					8
90015 - WESTFIELD ASSET ENHANCEMENT		JAN 2013	MAR 2015	Approved - Active	100	176					276
90016 - OWLTHORPE ASSET ENHANCEMENT		JAN 2013	MAR 2015	Approved - Active	99	350					449
90019 - BANNERDALE ASSET ENHANCE		DEC 2012	OCT 2015	Approved - Active	186	758	330				1,273
90030 - MISC ASSET ENHANCEMENT		JUL 2014	MAR 2015	Approved - Active		138					138
<b>^OFFICE ACCOMMODATION</b>											
<b>^OFFICE ACCOM EFFICIENCIES</b>											
<b>^OFFICE ACCOM EFFICIENCIES</b>											
<b>^ASSET RATIONALISATION</b>											
90029 - BANNERDALE SERVICE RELOCATION		DEC 2013	MAY 2015	Approved - Active	127	73					200
<b>NEW RETAIL QUARTER</b>											
<b>^NRQ</b>											
<b>NEW RETAIL QUARTER</b>											
<b>NEW RETAIL QUARTER</b>											
94050 - NEW RETAIL QUARTER 2		OCT 2013	MAR 2015	Approved - Active	241	25,189					25,429
94439 - NEW RETAIL QUARTER CPO		APR 2011	DEC 2016	Approved - Active	5,202	450		100			5,752
Q00078 - NRQ		JAN 2014	MAR 2016	Approved - Active		-	36,771				36,771
<b>^ASSET MANAGEMENT PLANS</b>											
<b>^ASSET RATIONALISATION</b>											
<b>^ASSET RATIONALISATION</b>											
<b>^MGT &amp; SUPPORT</b>											
90031 - CIP FEASIBILITY & DESIGN		APR 2014	MAR 2016	Approved - Active	27	50	23				100
90032 - RESOURCE COSTS		APR 2014	MAR 2018	Approved - Active		121	122		124		489
<b>^CULTURE &amp; ENVIRONMENT</b>											
<b>CITY CENTRE MANAGEMENT</b>											
<b>^OTHER</b>											
<b>^OTHER</b>											
94120 - M1 GATEWAY PUBLIC ART PROJECT		MAR 2014	SEP 2017	Approved - Active		150	285				500
94457 - WOMEN OF STEEL		OCT 2011	SEP 2015	Approved - Active	27	55					82
<b>^COM OF SPORT/CULTURAL TRUSTS</b>											
<b>^LEISURE ACTIVITIES</b>											
<b>^SPORT STRATEGY</b>											
<b>^SIV FACILITIES</b>											
94101 - DVS DEMOLITION (Q00005)		APR 2013	JUN 2014	Approved - Active	34	49					83
94105 - GRAVES NCSEM PROJECT (Q00005)		APR 2014	MAR 2016	Approved - Active		8,000	6,000				14,000
94106 - DVS ASSET ENHANCEMENT (Q00005)		NOV 2013	MAR 2014	Approved - Active		332					332
94107 - DVS REMEDIATION (Q00005)		DEC 2013	MAR 2016	Approved - Active		2,543	3,650				6,194
<b>^OTHER OPERATORS</b>											
94102 - RE-OPENING OF WOODBOURN (Q00005)		JAN 2009	AUG 2014	Approved - Active	296	49	4,520				345
94104 - ACTIVE NORTH PROJECT		NOV 2013	JAN 2016	Approved - Active	27	2,553	2,410				7,100
94109 - FA PITCH (GRAVES)		DEC 2014	MAR 2016	Approved - Active		82	2,110				2,492
94110 - FA PITCH (THORNCULIFFE)		DEC 2014	MAR 2016	Approved - Active		74	2,110				2,184
<b>^CULTURE</b>											

	Values in £'000s	Project Start	Project End	Approval Status	Expenditure					Total	
					-2014	2014-2015	2015-2016	2016-2017	2017-2018		2018-
<b>^OTHER</b>											
94108 - SITE GALLERY IMPROVMENTS		JUL 2014	JUN 2017	Approved - Active		30	95				125
<b>^SHEF THEATRES TRUST</b>											
94103 - LYCEUM CAPITAL REFURBISHMENT		APR 2014	MAR 2015	Approved - Active		500					500
<b>^PARKS &amp; COUNTRYSIDE</b>											
<b>^PLAYBUILDER</b>											
<b>^PLAYBUILDER Y2</b>											
<b>^CORE</b>											
93992 - RIVELIN VALLEY PLAYBUILDER		APR 2012	JUL 2014	Approved - Active	285	11					296
<b>^OTHER PARKS PROJECTS</b>											
<b>^DEVELOPMENT</b>											
93402 - LOWFIELD PRO FIT		JAN 2009	DEC 2009	Approved - Active	3	150					153
94378 - SHEAF VALLEY PARK / SOUTH ST		JAN 2009	DEC 2014	Approval Requested	912	89					1,001
94380 - MANOR FIELDS TODDLER PLAY		AUG 2011	APR 2015	Approval Requested	41	94	14				149
94453 - MANOR FIELDS KICKABOUT AREA		SEP 2011	DEC 2014	Approval Requested	8	0					8
94470 - URBAN NATURE PARKS		OCT 2013	APR 2019	Approved - Active	31	330	389				750
94471 - DOUGLAS ROAD		NOV 2013	MAR 2015	Approved - Active		25					25
94475 - BEIGHTON CLOSED LANDFILL		JUL 2014	SEP 2015	Approved - Active		208	167				375
94487 - CHARNOCK REC'N GROUND MUGA		FEB 2015	APR 2016	Approved - Active		35	39				74
97946 - PARKWOOD SPRINGS CYCLE TRACK		APR 2011	OCT 2013	Approved - Active	110	4					114
<b>^CORE</b>											
91568 - TREE MANAGEMENT		APR 2008	MAR 2014	Approved - Active	845	2	2				847
93408 - ENDCLIFFE PARKOUR		JUL 2013	AUG 2015	Approved - Active		36					38
93410 - ANGRAM BANK PARK IMPROVEMENTS		AUG 2012	JUN 2015	Approved - Active		39					39
93412 - CROOKES VALLEY PARKS		JAN 2009	DEC 2015	Approved - Active	32	35					67
93414 - EAST GLADE		NOV 2013	APR 2015	Approved - Active	3	62					65
94121 - WINCObANK HILL PHASE 1		JAN 2010	MAR 2017	Approved - Active	39	9	1				50
94390 - WOODLAND MGMT FOR BIRDS EM		JUL 2010	MAR 2015	Approved - Active	119	112					231
94391 - WOODLAND MGMT FOR BIRDS YH		JUL 2010	MAR 2015	Approved - Active	100	2					101
94466 - WOODLANDS S106		JUL 2013	NOV 2014	Approved - Active		42					42
94468 - CHELSEA PARK IMPROVEMENTS		SEP 2013	AUG 2014	Approved - Active		22					22
94469 - WINCObANK HILL PHASE 2		OCT 2013	NOV 2014	Approved - Active		67					67
94472 - CHAPELTOWN TEEN AREA		SEP 2014	MAR 2015	Approved - Active		26					26
94473 - BARBERS FIELD LIGHTING		MAR 2014	MAR 2015	Approved - Active		19					19
94474 - PARKS MACHINERY 2014		MAY 2014	MAR 2015	Approved - Active		22					22
<b>LOCAL GROWTH FUND PROJECTS</b>											
94397 - PARK HILL GREEN LINKS		NOV 2012	DEC 2015	Approved - Active	52	292	10				353
94463 - CLAY WOOD GREEN LINKS		SEP 2012	MAR 2016	Approved - Active	81	506	18				605
<b>CREATIVE SHEFFIELD</b>											
<b>^LEGI</b>											
<b>^LEGI</b>											
<b>^LEGI</b>											
<b>^LEGI</b>											
90118 - ANNS GROVE (Q00021)		DEC 2011	DEC 2013	Approved - Active	876	79					955
<b>Total</b>					34,711	49,791	72,287	6,501	164	-	163,454

### Summary Report / Annual Cabinet 1

Cycle: 140 - Budget Cycle NOV 14 Month End, Status: Closed, Type: Budget  
 Company: 00001 SHEFFIELD CITY COUNCIL  
 Programme: \*All  
 Directorate: PLACE  
 Service: ^HOUSING CAPITAL PROGRAMME  
 Division of Service 1: \*All  
 Division of Service 2: \*All  
 Division of Service 3: \*All  
 Division of Service 4: \*All  
 Manager: \*All  
 Business Unit / Project: \*All  
 Approval Status: Approved or Requested Approval Versions  
 Stage: 10 Project Planning - 90 Disposal

	Project Start	Project End	Approval Status	Values in £'000s						Total
				-2014	2014-2015	2015-2016	2016-2017	2017-2018	2018-	
PLACE										
^HOUSING CAPITAL PROGRAMME										
^PSH CAPITAL INVESTMENT										
^REGENERATION & DEVELOPMENT										
^PDSI										
^RING FENCED FUNDS HAL										
97428 - SHEFFIELD HAL	OCT 2012	MAR 2014	Approved - Active	0	79					80
^SHEFFIELD PSH PROGRAMME										
97333 - MINOR WORK GRANTS	JAN 2008	MAR 2020	Approval Requested	858	429	250	250	250	500	2,537
^COMMUNITY CARE & SUPPORT										
97334 - DISABLED GRANTS	JAN 2008	MAR 2020	Approval Requested	16,672	1,681	2,000	2,000	2,000	4,000	28,353
^PRIVATE HOUSING STANDARDS										
^SHEFFIELD PSH PROGRAMME										
97200 - HOUSE CONDITION SURVEY	APR 2009	MAR 2015	Approved - Active	119	100					219
97222 - PSH EMPTY PROPERTIES	JAN 2008	MAR 2020	Approval Requested	1,134	47	271	120	120	240	1,932
97390 - PSH WORKS IN DEFAULT	APR 2010	MAR 2020	Approval Requested	45	77	80	80	80	160	522
Q00088 - PSH C1 HAZARDS	APR 2014	MAR 2020	Approval Requested		93	50	50	50	100	343
^REGEN & DEVELOPMENT CAPITAL										
^REGENERATION & DEVELOPMENT										
^PROGRAMME MANAGEMENT										
^PROGRAMME MANAGEMENT COSTS										
97321 - PROGRAMME MANAGEMENT COSTS GF	JAN 2008	MAR 2019	Approved - Active	10,602	498	498	196	196	196	12,186
^REGENERATION										
LOCAL GROWTH FUND PROJECTS										
97350 - ARBOURTHORNE SMS	APR 2013	MAR 2018	Approved - Active	569	2,552	1,871	1,731			6,723
97433 - DARNALL SHOP FRONTS	MAR 2014	MAR 2015	Approved - Active	27	273	50				300
97437 - SPITAL HILL SHOP FRONTS	NOV 2013	MAR 2016	Approval Requested		280					330
^CITY WIDE										
97282 - PARK HILL (STH)	JAN 2009	MAR 2015	Approval Requested	9,863	175	50	20	20	40	10,168
97341 - CENTRALISED CLEARED SITES	JAN 2008	MAR 2016	Approved - Active	101	1					102
97434 - CROSS HOUSE ENABLING WORK	JUL 2013	AUG 2014	Approved - Active	1	2					3
^NORTH										
90136 - CHAUGER SQUARE MAINTENANCE	JAN 2009	DEC 2030	Approval Requested	30	22	18	18	18	332	438



Values in £'000s	Project Start	Project End	Approval Status	Expenditure							Total	
				-2014	2014-2015	2015-2016	2016-2017	2017-2018	2018-			
94011 - DARNALL CENTRE PRI	JAN 2015	MAR 2015	Approval Requested		25							25
^SOUTH												
97340 - SWAN	JAN 2008	JUN 2015	Approval Requested	8,172	367							8,576
97385 - NORFOLK PARK COMMUNITIES INITI	APR 2010	MAR 2015	Approved - Active	5	29	37						34
^SUSTAINABLE ENERGY												
^ENERGY & ENVIRONMENTAL INITIA												
93022 - PLUGGED IN (SOUTH) YORKSHIRE	MAY 2012	MAR 2015	Approved - Active	83	227							310
^AFFORDABLE WARMTH												
97432 - ENERGY PROGRAMME - GREEN DEAL	JAN 2008	MAR 2015	Approved - Active	263	355							618
HOMES & LOANS												
^RING FENCED FUNDS HAL												
97243 - YORK - NY SUB REGION HAL	APR 2010	MAR 2016	Approved - Active	17	42							59
97394 - HULL - HUMBER SUB REGION HAL	JAN 2008	MAR 2016	Approval Requested	737	398	250						1,385
97395 - NE Lincs - SUB REGION HAL	APR 2010	MAR 2016	Approval Requested	377	199	60						636
97520 - KIRKLEES RF FUNDS HAL(2)	APR 2014	MAR 2018	Approval Requested		-	100	100					300
^RHB LOANS												
97150 - RHB LOANS HAL	JAN 2008	MAR 2018	Approval Requested	1,927	200	250	234					2,611
^WEST YORKSHIRE RF RHB LOANS												
97355 - BRADFORD - WY SUB REGION HAL	APR 2010	MAR 2017	Approval Requested	236	42	50	100					429
^EMPTY PROPERTY LOANS												
97501 - EP LOANS HULL	APR 2013	MAR 2016	Approval Requested	22	53	75						200
97502 - EP NORTH EAST LINC	APR 2014	MAR 2016	Approval Requested	33	273	75						381
97504 - EP LOANS YORK	APR 2014	MAR 2016	Approved - Active		45	47						92
97505 - COMM/EP NORTH EAST Lincs	APR 2014	MAR 2016	Approved - Active		120							120
^COUNCIL HOUSING												
^REGENERATION & DEVELOPMENT												
^STOCK INCREASE PROGRAMME												
LOCAL GROWTH FUND PROJECTS												
97429 - LTE'S PURCHASE & REPAIR	APR 2013	MAR 2016	Approval Requested	317	1,708							2,378
^CITY WIDE												
97550 - SHC - NEW HOMES ACQUISITIONS	APR 2013	MAR 2015	Approval Requested	2,430	1,070							3,500
97551 - COUNCIL HSG ACQUISITIONS PROG (Q00067)	APR 2014	MAR 2016	Approval Requested		2,123	1,796						3,919
97552 - NEW BUILD COUNCIL HSG PHASE 1 (Q00067)	OCT 2014	APR 2016	Approval Requested		290	6,923	262					7,475
Q00087 - STOCK INCREASE (CHS)	APR 2014	MAR 2019	Approval Requested		-	11,595	21,699			34,228		85,440
^PROGRAMME MANAGEMENT												
^PROGRAMME MANAGEMENT COSTS												
97348 - HRA PROGRAMME MANAGEMENT	JAN 2008	MAR 2019	Approved - Active	2,544	383	383	383					4,459
^HOUSING SERVICES												
^HEATING & INSULATION												
^HEATING PROGRAMME												
97127 - OBSOLETE HEATING	APR 2010	MAR 2020	Approval Requested	19,501	5,180	7,224	7,224			9,405		52,930
97404 - HEATING BREAKDOWNS (Q00069)	APR 2012	MAR 2020	Approved - Active	3,593	1,161	419	419			419		6,430
97405 - INSULATION (COUNCIL HSG) (Q00069)	APR 2012	MAR 2020	Approval Requested	59	104	94	920			1,270		6,879
97406 - NEW HEATING INSTALLATIONS (Q00069)	APR 2012	MAR 2018	Approved - Active	387	105							492
97961 - DH - METERING (Q00045)	JUN 2011	MAR 2017	Approval Requested	206	1,177	1,564	2,464					5,411
^COMMUNITY HEATING												
^HEATING PROGRAMME												
97416 - COMM HTG - PIPEWORK RENEWAL (Q00069)	APR 2013	MAR 2017	Approval Requested	38	124	978	368					1,508
97417 - COMM HTG - PLANT ROOMS (Q00069)	MAY 2013	MAR 2016	Approval Requested	98	514	25						637
Q00079 - COMMUNITY HEATING (CHS)	APR 2014	MAR 2020	Approval Requested		-	568	552			1,042		3,362
^ESSENTIAL INVESTMENT WORK												

Values in £'000s	Project Start	Project End	Approval Status	Expenditure							Total	
				-2014	2014-2015	2015-2016	2016-2017	2017-2018	2018-			
<b>^COMMUNITY CARE &amp; SUPPORT</b>												
97131 - ALMO ASBESTOS SURVEYS	APR 2010	MAR 2020	Approval Requested	6,159	248	193	193	212	384	7,390		
97269 - EMERGENCY DEMOLITIONS	JAN 2008	MAR 2018	Approval Requested	525	22	46	46	46	71	756		
Q00084 - ESSENTIAL INVESTMENTS (CHS)	APR 2015	MAR 2018	Approval Requested	-	-	461	534	812		1,808		
<b>^HEALTH &amp; SAFETY ENHANCEMENT</b>												
97264 - HEALTH & SAFETY ENHANCE PROG	APR 2010	MAR 2019	Approved - Active	2,903	158	138	138	138	138	3,613		
97838 - COMPARTMENTALISATION - FS	APR 2010	MAR 2017	Approved - Active	665	1,076	1,611	1,242	322		4,594		
97968 - LIFT MAINTENANCE & REPAIR	APR 2011	MAR 2020	Approval Requested	1,118	350	322	322	322	780	3,215		
97989 - SPRINKLERS - FIRE SAFETY (Q00069)	JUL 2013	MAR 2016	Approved - Active	12	769	803				1,584		
<b>^ADAPTATIONS &amp; ACCESS</b>												
<b>^COMMUNITY CARE &amp; SUPPORT</b>												
97287 - IMPROVING ACCESS TO MTG ROOM	APR 2010	MAR 2019	Approval Requested	804	40	184	184	184	211	1,424		
97371 - SHELTERED LIFTS NEW INSTALL	JAN 2008	MAR 2017	Approved - Active	536	76					612		
<b>^ADAPTATIONS</b>												
97147 - ADAPTATIONS	APR 2010	MAR 2020	Approval Requested	39,282	2,025	1,863	1,863	1,932	4,224	51,189		
<b>^ROOFS &amp; EXTERNALS</b>												
<b>^ROOFS &amp; EXTERNALS</b>												
97418 - PITCHED ROOFING & ROOFLINE (Q00069)	JUL 2013	MAR 2020	Approval Requested	26	4,001	18,255	22,379	21,754	24,268	90,682		
97419 - FLAT ROOFING (Q00069)	APR 2013	MAR 2019	Approved - Active	23	3,944	4,907	3,961	15	11	12,860		
Q00080 - ROOFS & EXTERNALS (CHS)	APR 2014	MAR 2020	Approval Requested	-	-	50	4,140	7,420	20,595	32,205		
<b>^PHOTOVOLTAICS</b>												
Q00091 - PHOTOVOLTAICS (CHS)	APR 2015	MAR 2020	Approval Requested	-	-	3,684	4,218	3,870	8,498	20,270		
<b>^OTHER PLANNED ELEMENTALS</b>												
<b>^OTHER PLANNED ELEMENTALS</b>												
Q00089 - OTHER PLANNED ELEMENTS (CHS)	APR 2014	MAR 2020	Approval Requested	-	-		368		4,250	4,618		
<b>^WASTE MANAGEMENT</b>												
<b>^WASTE MANAGEMENT</b>												
97409 - RECYCLING ROLL-OUT (Q00069)	SEP 2012	MAR 2016	Approval Requested	472	-	71				543		
Q00083 - WASTE MANAGEMENT (CHS)	APR 2014	MAR 2019	Approval Requested	-	-	1,024	1,068	1,082		3,174		
<b>^STOCK INCREASE PROGRAMME</b>												
<b>^SOUTH</b>												
97435 - LTE'S REPAIRS AND REFURB CHS	AUG 2013	MAR 2016	Approval Requested	78	211	222				511		
<b>^COMMUNAL AREA INVESTMENT</b>												
<b>^COMMUNAL AREA INVESTMENT</b>												
97441 - COMMUNAL AREAS-LOW RISE FLATS	NOV 2014	MAR 2020	Approval Requested		25	4,815	4,708	4,800	8,620	22,968		
<b>^KITCHENS, BATHROOMS, WINDOWS</b>												
<b>^KITCHENS, BATHROOMS, WINDOWS</b>												
Q00086 - KITCHENS, BATHRMS, WINDOWS & DOORS	APR 2014	MAR 2020	Approval Requested		25	6,347	9,223	8,480	13,892	37,967		
<b>^ELECTRICS</b>												
<b>^ELECTRICS</b>												
Q00081 - ELECTRICS (CHS)	APR 2014	MAR 2020	Approval Requested		-	922	4,600	5,520	15,440	26,482		
<b>^PROGRAMME MANAGEMENT</b>												
<b>^PROGRAMME MANAGEMENT</b>												
<b>^SH MANAGEMENT FEES</b>												
97148 - SH MGMT FEES COMMISSIONED	APR 2011	MAR 2020	Approval Requested	11,581	-	2,990	2,990	2,990	5,980	26,531		
<b>^REGENERATION</b>												
<b>^SOUTH</b>												
97271 - SWAN COMMISSIONED	JAN 2008	OCT 2015	Approval Requested	3,281	877	136				4,294		
97294 - PARKHILL DEMOLITION SHM (SH)	APR 2008	MAR 2017	Approval Requested	2,826	86	371	107			3,890		
97412 - BALFOUR (Q00069)	APR 2012	MAR 2015	Approved - Active	4	757					761		
97413 - SWEENEY (Q00069)	JUN 2012	MAR 2016	Approval Requested	64	15	314				394		
97414 - ARBOURTHORNE 5M'S REFURB (Q00069)	APR 2013	MAR 2018	Approval Requested	368	1,044	1,867	845			4,124		

Values in £'000s	Project Start	Project End	Approval Status	Expenditure							Total	
				-2014	2014-2015	2015-2016	2016-2017	2017-2018	2018-			
<b>^AREA INVESTMENT ENVIRONMENTAL ENERGY &amp; ENVIRONMENTAL INITIA</b>												
97830 - EP NORTH AREA	APR 2010	MAR 2016	Approved - Active	385	167	116						667
97831 - EP NORTH WEST	APR 2010	MAR 2016	Approved - Active	990	22	101						1,113
97832 - EP EAST	APR 2010	MAR 2016	Approved - Active	211	471	213						895
97833 - EP CENTRAL	APR 2010	MAR 2016	Approved - Active	383	312	186						881
97834 - EP SOUTH EAST	APR 2010	MAR 2016	Approved - Active	532	418	530						1,480
97835 - EP SOUTH WEST	APR 2010	MAR 2016	Approved - Active	1,606	100	96						1,803
97836 - EP SHELTERED	APR 2010	MAR 2016	Approved - Active	124	80	8						211
97837 - EP DOOR ENTRY WORKS	APR 2010	MAR 2016	Approved - Active	36	7	61						104
97438 - GOING LOCAL - NORTH WEST CCTV	NOV 2013	MAR 2015	Approved - Active		72							72
<b>^DECENT HOMES</b>												
97114 - DH COMMUNITY HEATING	APR 2010	MAR 2014	Approved - Active	8,470	-							8,470
97126 - SHARROW ALMO WORKS	JAN 2008	MAR 2015	Approved - Active	73,038	281							73,319
97139 - LANSLOWNE AND HANOVER CLADDING	JAN 2008	MAR 2016	Approval Requested	12,788	57	155						13,000
97266 - LEASEHOLDER CHARGES	APR 2010	MAR 2016	Approved - Active	2,043	197	164						2,403
97962 - DH - UTILITIES (Q00045)	APR 2011	MAR 2015	Approved - Active	664	46							710
<b>^NORTH</b>												
97977 - NORTH - NEW PARSON CROSS (Q00045)	APR 2011	MAR 2015	Approved - Active	10,815	60							10,875
<b>^SOUTH</b>												
97403 - DH ERNEST COPLEY (Q00045)	APR 2012	MAR 2015	Approved - Active	842	1							843
97957 - SOUTH WEST - ABBEY BROOK (Q00045)	APR 2011	DEC 2014	Approved - Active	3,106	76							3,182
<b>^GARAGES</b>												
97957 - SOUTH WEST - ABBEY BROOK (Q00045)												
Q00090 - GARAGES (CHS)	APR 2015	MAR 2018	Approval Requested		-	1,144	1,172	1,202				3,518
<b>Total</b>				267,825	40,740	92,165	103,567	89,041	162,998			756,336

### Summary Report / Annual Cabinet 1

Cycle: 140 - Budget Cycle NOV 14 Month End, Status: Closed, Type: Budget  
 Company: 00001 SHEFFIELD CITY COUNCIL  
 Programme: \*All  
 Directorate: PLACE  
 Service: ^TRANSPORT & HIGHWAYS  
 Division of Service 1: \*All  
 Division of Service 2: \*All  
 Division of Service 3: \*All  
 Division of Service 4: \*All  
 Manager: \*All  
 Business Unit / Project: \*All  
 Approval Status: Approved or Requested Approval Versions  
 Stage: 10 Project Planning - 90 Disposal

	Expenditure						Total
	-2014	2014-2015	2015-2016	2016-2017	2017-2018	2018-	
PLACE							
^TRANSPORT & HIGHWAYS							
^STREETS AHEAD CLIENT							
^HIGHWAYS MAINTENANCE							
^HIGHWAYS MAINTENANCE							
GENERAL HIGHWAYS							
92642 - BRIDGE STRENGTHENING WORKS		300					300
92643 - STREETS AHEAD COMP WORKS		30					30
^ATTAPS							
^GENERAL TRANSPORT & HIGHWAYS							
^GENERAL TRANSPORT & HIGHWAYS							
90708 - ATTERCLIFFE HGV SIGNING		19					19
92634 - SPITAL HILL (TESCO)		97	25				122
93860 - PARKING ENFORCEMENT EQUIPMENT		67	52				119
97988 - CCTV PARKING ENFORCEMENT		64					64
^LTP DEVELOPMENT AND MANAGEMENT							
93104 - STREETS AHEAD OPPS SE SHEFF		162					162
93105 - STREETS AHEAD OPPS NW SHEFF		163					163
93106 - STREETS AHEAD OPPS SW SHEFF		191					191
93350 - STREETS AHEAD OPPORTUNITIES		203					203
93370 - STREETS AHEAD RELATED CYCLE		69					69
^STRATEGIC CYCLING							
90703 - BLACKBURN VALLEY CYCLE ROUTE		158	222				380
92913 - LITTLE DON LINK (CYCLE ROUTE)		51					51
^STRATEGIC PUBLIC TRANSPORT							
^ECLESALL ROAD SMART ROUTE							
97986 - TRAFFIC CONTROLLER UPGRADES (Q00062)		36					36
^BETTER BUSES							
^BETTER BUSES							
^PUBLIC TRANSPORT (LOCAL)							
93110 - BB2 CHESTERFIELD RD KBR		157					157
93111 - BB2 NORTH SHEFFIELD 2 KBR		48					48
93112 - BB2 SHEFFIELD GLEADLESS KBR		454					454
93113 - BB2 CITY CENTRE PACKAGE		100	200	166			466

Values in £'000s

Values in £,000s	Project Start	Project End	Approval Status	Expenditure					Total
				-2014	2014-2015	2015-2016	2016-2017	2017-2018	
93114 - BB2 PENISTONE ROAD KBR	DEC 2013	DEC 2017	Approved - Active	20	1,004				1,024
93116 - PENISTONE RD PINCH POINT	NOV 2013	DEC 2015	Approved - Active	68	2,963				3,031
<b>^COUNTYWIDE LTP SCHEMES</b>									
<b>^CONGESTION &amp; NETWK MAN</b>									
SYITS	SEP 2011	MAR 2015	Approved - Active	318	19				336
93356 - SYITS ANPR OPN & DEV									
<b>^QUALITY OF LIFE</b>									
<b>^CYCLING ACTION PLAN</b>									
92903 - LOWER DON VALLEY CYCLE ROUTE	NOV 2012	MAR 2015	Approved - Active	59	380				439
93364 - HANDSWORTH-WAVERLY CYCLE LINK	JUL 2012	SEP 2014	Approved - Active	7	143				150
<b>^SAFER ROADS</b>									
<b>^CYCLING ACTION PLAN</b>									
93349 - LTP CYCLE PARKING	NOV 2011	MAR 2015	Approved - Active	73	22				95
<b>^SHEFFIELD LOCAL TRANS PLAN</b>									
<b>^ROAD SAFETY</b>									
<b>^ACCIDENT SAVING SCHEMES</b>									
92769 - ACCIDENT SAVINGS SCHEMES	APR 2012	MAR 2014	Approved - Active	896	166				1,062
<b>^DANGER REDUCTION SCHEMES</b>									
94438 - RSAUDITS & SCHEME COMPLETION	APR 2011	MAR 2015	Approved - Active	310	30				340
<b>^INNOVATIVE TRAFFIC CALMING</b>									
92914 - GREEN ROUTES NETWORK (Q00062)	APR 2014	MAR 2024	Approval Requested		102				102
93632 - SCHOOL KEEP CLEAR REVIEW (Q00062)	APR 2012	MAR 2014	Approved - Active	221	136				357
93970 - INNOVATIVE TRAFF CALM STUDY	APR 2014	MAR 2015	Approved - Active	208	70				278
97985 - CITYWIDE 20MPH ZONE (Q00062)	APR 2012	MAR 2015	Approved - Active	463	310				773
<b>^SCHOOL SAFETY SCHEMES</b>									
93351 - CHAUCER SCHOOL WORDSWORTH AVE	APR 2012	MAR 2015	Approved - Active	44	140				184
<b>^ACCESSIBILITY</b>									
<b>^PUBLIC RIGHTS OF WAY</b>									
91662 - PUBLIC RIGHTS OF WAY	APR 2011	MAR 2016	Approval Requested	506	224				730
<b>^GENERAL TRANSPORT &amp; HIGHWAYS</b>									
92915 - DOUBLE YELLOW LINES	JUL 2014	APR 2015	Approved - Active		45				45
93095 - TAXI RANK IMPROVEMENTS	JAN 2008	OCT 2013	Approved - Active	84	18				101
<b>STREETS AHEAD ENHANCEMENTS</b>									
93044 - ZONE A06	APR 2013	SEP 2014	Approved - Active	37	3				40
93045 - ZONE A11	APR 2013	APR 2014	Approved - Active	90	1				92
93048 - ZONE A08 ACCESSIBILITY	SEP 2013	DEC 2014	Approved - Active	15	154				169
93049 - ZONE A06 ACCESSIBILITY	SEP 2013	DEC 2014	Approved - Active	5	25				30
93050 - NE ACCESSIBILITY	OCT 2013	MAR 2018	Approved - Active	3	85				88
93051 - NW ACCESSIBILITY	JUN 2014	MAR 2017	Approved - Active		15				15
93052 - SE ACCESSIBILITY	OCT 2013	MAR 2018	Approved - Active	3	138				141
93053 - SW ACCESSIBILITY	OCT 2013	MAR 2018	Approved - Active	2	139				141
<b>^CYCLING ACTION PLAN</b>									
92741 - PENISTONE RD, LIVESEY-LOWTHER	JAN 2008	JUL 2015	Approved - Active	280	147				427
92872 - HANOVER WAY(CYCLE RING ROUTE)	OCT 2012	OCT 2013	Approved - Active	104	5				109
<b>^COMMUNITY ASSEMBLIES LTP</b>									
<b>^EAST</b>									
92714 - COMMUNITY ASS - EAST	JAN 2010	OCT 2013	Approved - Active	438	117				555
<b>^CONGESTION (LOCAL)</b>									
<b>^PERMIT PARKING SCHEMES</b>									
94144 - NORTH GEN HOSP PER PARK SCHEME	JAN 2013	SEP 2014	Approved - Active	46	18				64
<b>^MISCELLANEOUS</b>									
<b>^LTP OTHER INITIATIVES</b>									
94445 - BN962 BUS AGREEMENT	JUN 2011	MAR 2018	Approved - Active	369	1,420	303	302	195	2,589

Values in £,000s	Project Start	Project End	Approval Status	Expenditure						Total
				-2014	2014-2015	2015-2016	2016-2017	2017-2018	2018-	
<b>^MAJOR SCHEMES LTP</b>										
^PENISTONE ROAD SMART ROUTE	JAN 2012	DEC 2014	Approved - Active	298	22					320
92746 - UPPERTHORPE & NETHPPP SCHEME	JAN 2008	JUL 2014	Approved - Active	2,158	21					2,178
^BUS RAPID TRANSIT (NORTH)										
93887 - BRT NORTH	JAN 2014	MAR 2016	Approved - Active	281	2,396	292				2,979
93888 - BRT NORTH: HWYS ALTERNs (WP24	DEC 2013	MAR 2016	Approved - Active	622	1,149	588				2,359
93889 - BRT NORTH: LAND (WP14)	DEC 2013	MAR 2016	Approved - Active	2,925	12,975	3,007				18,907
93890 - BRT NORTH: TINSLEY LINK (WP21										
<b>^STRATEGIC CONGESTION</b>										
^CHESTERFIELD ROAD CONGESTION	JAN 2011	MAR 2015	Approved - Active	111	38					149
94310 - A61 CHESTERFIELD RD ROUTE PI	JUL 2011	MAR 2015	Approved - Active	190	110					300
^MEADOWHALL ROAD CONGESTION TA	JAN 2008	SEP 2014	Approved - Active	361	44					406
97982 - HGV ROUTING STRATEGY (000062)										
^MIDDLEWOOD ROAD CONGESTION TA	MAR 2012	MAR 2015	Approved - Active	213	22					235
92846 - PERMIT PARKING: HILLSBOROUGH	JAN 2008	SEP 2014	Approved - Active	111	54					165
^STRATEGIC PUBLIC TRANSPORT										
^ECCLESALL ROAD SMART ROUTE	MAR 2012	MAR 2015	Approved - Active	251	887					1,137
94177 - ECC RD SMART RT-PHASE 1 (CAM RI	JAN 2008	JUN 2014	Approved - Active	120	400					520
94180 - ECC RD SMART RT-PH 3-BENTS GR	JUL 2012	MAR 2015	Approved - Active	813	152					965
^SHEFFIELD TO WOODHOUSE KEY RO	JAN 2012	MAR 2015	Approved - Active	1	29					30
94202 - KEY BUS RTE: SHEFF-WOODHOUSE	APR 2012	MAR 2015	Approval Requested							
^MANCHESTER ROAD CONG TARGET	JUL 2012	MAR 2015	Approved - Active	1	29					30
94311 - A57 MCESTERMILEST/CRDPEDIMP										
^GENERAL TRANSPORT & HIGHWAYS										
93358 - OPTIO ORANGE: CITY TO HALFWAY	JUL 2012	APR 2014	Approved - Active	126	131					257
^STRATEGIC ACCESSIBILITY										
^STRATEGIC CYCLING										
93399 - PEAK PARK ANNIVY ROUTE XINGS	FEB 2013	MAR 2015	Approved - Active	14	8	18				40
^CONGESTION & NETWK MAN										
^SYTS CONTROL SYSTEMS										
93877 - DON VALLEY SYTS	NOV 2011	OCT 2015	Approved - Active							
T&H 2+ LANES										
93357 - 2+ LANES										
<b>^BETTER BUSES</b>										
RELOCATEABLE CAMERA ENFORCEMEN										
92904 - ATERCLFE RD CLEARWAY CHANGES	OCT 2012	OCT 2014	Approved - Active	21	15					15
92907 - CHESTERFIELD RD CLEARWAY CHGS	JUN 2012	SEP 2014	Approved - Active	31	55					76
92910 - ABBEYDALE RD CLEARWAY CHANGES	MAR 2013	SEP 2014	Approved - Active	43	30					61
92912 - MANC RD/GLOSSOP RD ENFORCEMEN	APR 2013	NOV 2014	Approved - Active	226	17					49
93425 - RELOCATABLE CAMERA ENFORCEMEN	JAN 2012	MAR 2015	Approved - Active	61	97					243
93426 - BOSTON STREET BUS GATE	JAN 2012	MAR 2015	Approved - Active	121	9					158
93427 - SOUTH LANE BUS GATE	JAN 2012	SEP 2014	Approved - Active	30	175					130
^LOC SUST TRANS FUND (LSTF)										
^LOC SUST TRANS FUND (LSTF)										
93359 - MALIN BRIDGE JOBCONNECTOR	AUG 2012	MAR 2015	Approved - Active	16,774	29,338	4,706	468	195	-	51,482
<b>Total</b>				16,774	29,338	4,706	468	195	-	51,482

### Summary Report / Annual Cabinet 1

Cycle: 140 - Budget Cycle NOV 14 Month End, Status: Closed, Type: Budget  
 Company: 00001 SHEFFIELD CITY COUNCIL  
 Programme: \*All  
 Directorate: CORPORATE  
 Service: \*All  
 Division of Service 1: \*All  
 Division of Service 2: \*All  
 Division of Service 3: \*All  
 Division of Service 4: \*All  
 Manager: \*All  
 Business Unit / Project: \*All  
 Approval Status: Approved or Requested Approval Versions  
 Stage: 10 Project Planning - 90 Disposal

	Expenditure						Expenditure			
	-2014	2014-2015	2015-2016	2016-2017	2017-2018	2018-	Total	Project Start	Project End	Approval Status
Values in £'000s										
CORPORATE ^HIGHWAYS PFI ^HIGHWAYS PFI ^HIGHWAYS PFI 99967 - CAPITAL PFI CONTRIBUTIONS	7,218	32,883	27,946	26,803	38,350	-	133,200	AUG 2012	AUG 2018	Approved - Active
<b>Total</b>	<b>7,218</b>	<b>32,883</b>	<b>27,946</b>	<b>26,803</b>	<b>38,350</b>	<b>-</b>	<b>133,200</b>			

Summary of 2015/16 Capital Projects by Strategic Outcomes

2015-16 Approved Capital Programme

Values in £'000s	Expenditure					Total
	Current Year Outturn	2015-2016	2016-2017	2017-2018	2018-	
Better Health & Wellbeing	5,599	3,863	3,863	3,932	8,224	25,481
A Great Place To Live	114,177	138,425	123,779	122,509	150,343	649,232
Infrastructure	8,645	8,508	-	-	-	17,152
Competitive City	30,746	49,314	7,232	1,310	4,432	93,034
Successful Children & Young People	31,745	30,980	18,933	168	-	81,826
Safe & Secure Communities	271	-	-	-	-	271
Tackling Poverty/ Increasing Social Justice	1,177	1,564	2,464	-	-	5,205
<b>Total</b>	<b>192,360</b>	<b>232,653</b>	<b>156,271</b>	<b>127,918</b>	<b>162,998</b>	<b>872,201</b>



### Summary Report / Annual Cabinet 1

Cycle: 140 - Budget Cycle NOV 14 Month End, Status: Closed, Type: Budget  
 Company: 00001 - SHEFFIELD CITY COUNCIL  
 Programme: BETTER HEALTH & WELLBEING  
 Directorate: \*All  
 Service: \*All  
 Division of Service 1: \*All  
 Division of Service 2: \*All  
 Division of Service 3: \*All  
 Division of Service 4: \*All  
 Manager: \*All  
 Business Unit / Project: \*All  
 Approval Status: Approved or Requested Approval Versions  
 Stage: 10 Project Planning - 90 Disposal

	Values in £'000s						Expenditure				Total
	Project Start	Project End	Approval Status	-2014	2014-2015	2015-2016	2016-2017	2017-2018	2018-	Expenditure	
97037 - ICT INFRASTRUCTURE (Q00013)	JAN 2009	MAR 2015	Approved - Active	2,070	172					2,243	
97044 - MOBILE WORKING SOLUTIONS (Q00013)	MAY 2013	MAR 2015	Approved - Active	354	1,054					1,408	
97045 - SAP PROJECT (Q00013)	JUL 2013	SEP 2014	Approved - Active	115	343					458	
97051 - HURLFIELD VIEW EXTENSION	AUG 2013	MAR 2015	Approved - Active	41	324					365	
97147 - ADAPTATIONS	APR 2010	MAR 2020	Approval Requested	39,282	2,025	1,863	1,863	1,932	4,224	51,189	
97334 - DISABLED GRANTS	JAN 2008	MAR 2020	Approval Requested	16,672	1,681	2,000	2,000	2,000	4,000	28,353	
<b>Total</b>				58,535	5,599	3,863	3,863	3,932	8,224	84,016	

### Summary Report / Annual Cabinet 1

Cycle: 140 - Budget Cycle NOV 14 Month End, Status: Closed, Type: Budget  
 Company: 00001 SHEFFIELD CITY COUNCIL  
 Programme: A GREAT PLACE TO LIVE  
 Directorate: \*All  
 Service: \*All  
 Division of Service 1: \*All  
 Division of Service 2: \*All  
 Division of Service 3: \*All  
 Division of Service 4: \*All  
 Manager: \*All  
 Business Unit / Project: \*All  
 Approval Status: Approved or Requested Approval Versions  
 Stage: 10 Project Planning - 90 Disposal

Values in £'000s	Project Start	Project End	Approval Status	Expenditure						Total	
				-2014	2014-2015	2015-2016	2016-2017	2017-2018	2018-		
90012 - CASTLE MARKET DECOMMISSIONING	JAN 2013	OCT 2016	Approved - Active	367	1,167	2,868					4,402
90024 - ALLOTMENT INVESTM PROG 13-14 (Q000002)	APR 2013	JUN 2014	Approved - Active	16	29						46
90029 - BANNERDALE SERVICE RELOCATION	DEC 2013	MAY 2015	Approved - Active	127	73						200
90031 - CIP FEASIBILITY & DESIGN	APR 2014	MAR 2016	Approved - Active	27	50	23					100
90032 - RESOURCE COSTS	APR 2014	MAR 2018	Approved - Active		121	122	123	124			489
90062 - ELLESMERE CTR & ROOF & FRA (Q000073)	DEC 2014	MAR 2015	Approved - Active		250						250
90064 - LOVE STREET DDA (Q00006)	JAN 2015	JUN 2015	Approval Requested		3	42					45
90126 - MOOR MARKET SERVICE YARD	SEP 2011	MAR 2015	Approved - Active	798	12						810
90136 - CHAUCER SQUARE MAINTENANCE	JAN 2009	DEC 2030	Approval Requested	72	30	18	18	18	332		438
90139 - KELHAM ISLAND MUSEUM ROOF (Q000073)	MAY 2013	MAR 2015	Approved - Active	177	64						136
90142 - ABBEYFIELD HOUSE ROOF (Q000001)	SEP 2013	MAR 2015	Approved - Active	4	11						188
90143 - CITY ROAD CEMETERY ROOF (Q000073)	JAN 2014	DEC 2014	Approved - Active	4	126						130
90144 - ABBEYDALE IND HAM-S-TRUCT DEF (Q000003)	DEC 2013	DEC 2014	Approved - Active	4	323						327
90145 - PARK LIBRARY/COMM ROOF RENEWAL (Q000021)	DEC 2014	MAR 2015	Approved - Active		290						290
90146 - HACKENTHORPE COMMUNITY BLDG (Q000021)	JUN 2014	MAR 2015	Approval Requested		18						18
90703 - BLACKBURN VALLEY CYCLE ROUTE	JAN 2009	DEC 2015	Approved - Active	362	158						520
91515 - HG ABATE HUTCLIFFE WOOD (Q000047)	JAN 2011	OCT 2014	Approved - Active	2,123	2						2,123
91568 - TREE MANAGEMENT	APR 2008	MAR 2014	Approved - Active	845	-						847
91611 - MS - IRR STAGES 2 & 3	JAN 2009	DEC 2011	Approved - Active	25,959	-						25,959
91662 - PUBLIC RIGHTS OF WAY	APR 2011	MAR 2016	Approval Requested	506	224						730
92447 - HIGHFIELD LIBRARY REFURB (Q00006)	SEP 2011	MAR 2012	Approved - Active	339	-	110					339
92448 - FORMER NORTON AERODROME	APR 2013	MAR 2016	Approved - Active	392	248						750
92628 - MOSBORO NATURE TRAIL	NOV 2012	MAR 2014	Approved - Active	16	-						16
92629 - OWLTHORPE HERITAGE TRAIL	MAY 2011	MAY 2012	Approved - Active	64	-						64
92632 - HEeley CITY FARM	JAN 2012	MAR 2013	Approved - Active	20	-						20
92634 - SPITAL HILL (TESCO)	DEC 2013	MAR 2016	Approved - Active	97	-	25					122
92642 - BRIDGE STRENGTHENING WORKS	APR 2014	MAR 2015	Approved - Active	300	-						300
92643 - STREETS AHEAD COMP WORKS	APR 2014	MAR 2015	Approved - Active	30	-						30
92712 - COMMUNITY ASS - NORTH	JAN 2010	MAR 2014	Approved - Active	333	-						333
92714 - COMMUNITY ASS - EAST	JAN 2010	OCT 2013	Approved - Active	438	117						555

Values in £'000s	Project Start	Project End	Approval Status	Expenditure						Total
				-2014	2014-2015	2015-2016	2016-2017	2017-2018	2018-	
92741 - PENISTONE RD, LIVESEY-LOWTHER	JAN 2008	JUL 2015	Approved - Active	280	147					427
92746 - UPPERTHORPE & NETHPPP SCHEME	JAN 2012	DEC 2014	Approved - Active	298	22					320
92769 - ACCIDENT SAVINGS SCHEMES	APR 2012	MAR 2014	Approved - Active	896	166					1,062
92846 - PERMIT PARKING: HILLSBOROUGH	JAN 2008	SEP 2014	Approved - Active	361	44					406
92857 - NORFOLK STREET PERMIT PARKING	OCT 2012	OCT 2013	Approved - Active	104	5					-
92875 - HANOVER WAY(CYCLE RING ROUTE)	NOV 2012	MAR 2015	Approved - Active	59	380					439
92903 - LOWER DON VALLEY CYCLE ROUTE	OCT 2012	OCT 2014	Approved - Active	15						15
92904 - ATERCLFE RD CLEARWAY CHANGES	JUN 2012	SEP 2014	Approved - Active	21	55					76
92907 - CHESTERFIELD RD CLEARWAY CHG'S	JUL 2012	JUL 2013	Approved - Active	-	-					-
92908 - ETWELL WAY ONE-WAY SCHEME	MAR 2013	SEP 2014	Approved - Active	31	30					61
92909 - ZONE A02	APR 2013	NOV 2014	Approved - Active	43	6					49
92910 - ABBEYDALE RD CLEARWAY CHANGES	NOV 2013	MAR 2017	Approval Requested	3		222				276
92912 - MANC RD/GLOSSOP RD ENFORCEMEN	APR 2014	MAR 2024	Approval Requested		102					102
92913 - LITTLE DON LINK (CYCLE ROUTE)	JUL 2014	APR 2015	Approved - Active		45					45
92914 - GREEN ROUTES NETWORK (Q00062)	APR 2010	APR 2011	Approved - Active	1,481	-					1,481
92915 - DOUBLE YELLOW LINES	APR 2011	MAR 2013	Approved - Active	1,758	-					1,758
92952 - MISCELLANEOUS/OTHER SCHEMES	APR 2013	MAR 2014	Approved - Active	209	-					209
92961 - LTP COSTS/CONTRIBS/MGMT FEES	APR 2013	SEP 2014	Approved - Active	37	3					40
93043 - ZONE A04	APR 2013	APR 2014	Approved - Active	90	1					92
93044 - ZONE A05	APR 2013	APR 2014	Approved - Active	7	-					7
93045 - ZONE A11	APR 2013	MAR 2015	Approved - Active	13	-					13
93046 - ZONE B17	APR 2013	DEC 2014	Approved - Active	15	154					169
93047 - ZONE B57	SEP 2013	MAR 2018	Approved - Active	3	85					88
93048 - ZONE A08 ACCESSIBILITY	SEP 2013	DEC 2014	Approved - Active	5	25					30
93049 - ZONE A06 ACCESSIBILITY	OCT 2013	MAR 2018	Approved - Active	3	85					88
93050 - NE ACCESSIBILITY	JUN 2014	MAR 2017	Approved - Active	3	15					15
93051 - NW ACCESSIBILITY	OCT 2013	MAR 2018	Approved - Active	3	138					141
93052 - SE ACCESSIBILITY	OCT 2013	MAR 2018	Approved - Active	2	139					141
93053 - SW ACCESSIBILITY	JAN 2008	OCT 2013	Approved - Active	84	18					101
93095 - TAXI RANK IMPROVEMENTS	APR 2014	MAR 2015	Approved - Active	195	162					358
93104 - STREETS AHEAD OPFS SE SHEFF	APR 2014	MAR 2015	Approved - Active	192	163					354
93105 - STREETS AHEAD OPFS NW SHEFF	APR 2014	MAR 2015	Approved - Active	191	163					354
93106 - STREETS AHEAD OPFS SW SHEFF	DEC 2013	DEC 2017	Approved - Active	986	157					1,143
93110 - BB2 CHESTERFIELD RD KBR	DEC 2013	DEC 2017	Approved - Active	2	48					50
93111 - BB2 NORTH SHEFFIELD 2 KBR	DEC 2013	DEC 2017	Approved - Active	291	454					745
93112 - BB2 SHEFFIELD GLEADLESS KBR	MAY 2014	MAR 2017	Approved - Active	20	100	166				466
93113 - BB2 CITY CENTRE PACKAGE	DEC 2013	DEC 2017	Approved - Active	68	2,963					3,031
93114 - BB2 PENISTONE ROAD KBR	NOV 2011	MAR 2015	Approved - Active	73	22					95
93116 - PENISTONE RD PINCH POINT	APR 2013	MAR 2014	Approved - Active	203	163					365
93349 - LTP CYCLE PARKING	SEP 2011	MAR 2015	Approved - Active	44	140					184
93350 - STREETS AHEAD OPPORTUNITIES	NOV 2011	OCT 2015	Approved - Active	318	19					336
93351 - CHAUCER SCHOOL WORDSWORTH AVE	APR 2012	MAR 2015	Approval Requested	14	8	18				40
93356 - SVYTS ANPR OPN & DEV	AUG 2012	MAR 2015	Approved - Active	813	152					965
93357 - 2+ LANES	AUG 2012	MAR 2015	Approved - Active	30	175					204
93358 - OPTIO ORANGE: CITY TO HALFWAY	JUL 2012	SEP 2014	Approved - Active	100	-					100
93359 - MALIN BRIDGE JOBCONNECTOR				7	143					150
93363 - NIRR ARCHAEOLOGY										
93364 - HANDSWORTH-WAVERLY CYCLE LINK										

Values in £'000s	Expenditure						Expenditure			
	Project Start	Project End	Approval Status	-2014	2014-2015	2015-2016	2016-2017	2017-2018	2018-	Total
93370 - STREETS AHEAD RELATED CYCLE	JUL 2013	MAR 2018	Approved - Active	69	230					299
93399 - PEAK PARK ANNIVY ROUTE XINGS	JUL 2012	APR 2014	Approved - Active	1	29					30
93401 - GRAVES PARK INCLUSIVE PLAY	JUN 2010	APR 2014	Approved - Active	240	-					240
93402 - LOWFIELD PRO FIT	JAN 2009	DEC 2009	Approved - Active	3	150					153
93405 - BINGHAM PK COURTS UPLIFT	APR 2012	AUG 2012	Approved - Active	11	-					11
93408 - ENDCLIFFE PARKOUR	JUL 2013	AUG 2015	Approved - Active	36						36
93410 - ANGRAM BANK PARK IMPROVEMENTS	AUG 2012	JUN 2015	Approved - Active	39		2				39
93412 - CROOKES VALLEY PARKS	JAN 2009	DEC 2015	Approved - Active	32	35					67
93414 - EAST GLADE	NOV 2013	APR 2015	Approved - Active	3	62					65
93425 - RELOCATABLE CAMERA ENFORCEMNT	APR 2012	APR 2015	Approved - Active	226	17					243
93426 - BOSTON STREET BUS GATE	JAN 2012	MAR 2015	Approved - Active	61	97					158
93427 - SOUTH LANE BUS GATE	JAN 2012	SEP 2014	Approved - Active	121	9					130
93557 - SUSSTRANS:CONN2-HALFWAY-KILL	JAN 2009	MAR 2014	Approved - Active	2,038	-					2,038
93632 - SCHOOL KEEP CLEAR REVIEW (Q00062)	APR 2012	MAR 2014	Approved - Active	221	136					357
93633 - SKELTON LANE (ONE WAY)	APR 2012	OCT 2013	Approved - Active	89	-					89
93661 - PO WALES RD/MAINRD/GREENLAND J	OCT 2013	MAR 2015	Approval Requested	128	67					195
93860 - PARKING ENFORCEMENT EQUIPMENT	FEB 2013	MAR 2015	Approved - Active	126	131					257
93887 - DON VALLEY SYTS	JAN 2008	JUL 2014	Approved - Active	2,158	21					2,178
93888 - BRT NORTH	JAN 2014	MAR 2016	Approved - Active	291	2,396					2,979
93889 - BRT NORTH: HWY'S ALTERNS (WP24)	DEC 2013	MAR 2016	Approved - Active	622	1,149	292				2,359
93890 - BRT NORTH: TINSLEY LINK (WP21)	DEC 2013	MAR 2016	Approved - Active	2,925	12,975	3,007				18,907
93939 - PARSON CROSS LIBRARY PROJECT	APR 2008	MAR 2014	Approved - Active	2,376	-					2,376
93970 - INNOVATIVE TRAFF CALM STUDY	APR 2014	MAR 2015	Approved - Active	208	70					278
93986 - BURNGREAVE REC PLAYBUILDER	MAY 2009	MAR 2014	Approved - Active	322	-					322
93992 - RIVELIN VALLEY PLAYBUILDER	APR 2012	JUL 2014	Approved - Active	285	11					296
94007 - SPITAL HILL ELLESMERE GREEN	MAR 2012	JUN 2014	Approved - Active	720	221					942
94008 - CASTLEGATE SYPTE ACQUISITION	JAN 2012	DEC 2016	Approved - Active	416	84					500
94011 - DARNALL CENTRE PRI	JAN 2015	MAR 2015	Approval Requested	5	25					25
94098 - WESTFIELD SPORTS VILLAGE	OCT 2012	AUG 2014	Approved - Active	296	49					345
94102 - RE-OPENING OF WOODBOURN (Q00005)	JAN 2009	AUG 2014	Approved - Active	27	2,553	4,520				7,100
94104 - ACTIVE NORTH PROJECT	NOV 2013	JAN 2016	Approved - Active	8,000	8,000	6,000				14,000
94105 - GRAVES NCSEM PROJECT (Q00005)	APR 2014	MAR 2016	Approved - Active	82	2,410	2,410				2,492
94109 - FA PITCH (GRAVES)	DEC 2014	MAR 2016	Approved - Active	74	74					2,184
94110 - FA PITCH (THORNCLEFFE)	DEC 2014	MAR 2016	Approved - Active	150	150	285	65			500
94120 - M1 GATEWAY PUBLIC ART PROJECT	MAR 2014	SEP 2017	Approved - Active	39	9	1				50
94121 - WINCOSBANK HILL PHASE 1	JAN 2010	MAR 2017	Approved - Active	116	-					116
94132 - CITY CENTRE PAVING	SEP 2010	MAR 2014	Approval Requested	96	-					96
94141 - GREEN OAK-PARK	JUN 2010	JUN 2012	Approved - Active	46	18					64
94144 - NORTH GEN HOSP PER PARK SCHEME	JAN 2013	SEP 2014	Approved - Active	213	22					235
94177 - ECC RD SMART RT-PHASE 1 CAM RI	MAR 2012	MAR 2015	Approved - Active	111	54					165
94180 - ECC RD SMART RT-PH 3-BENT'S GR	JAN 2008	JUN 2014	Approved - Active	251	887					1,137
94202 - KEY BUS RTE: SHEFF-WOODHOUSE	JUL 2012	MAR 2015	Approved - Active	111	38					149
94310 - A61 CHESTERFIELD RD ROUTE PI	JAN 2011	MAR 2015	Approved - Active	120	400					520
94311 - A57 MCESTER/NILEST/CRRDPEIMP	JAN 2012	MAR 2015	Approved - Active	985	210					1,196
94326 - EDWARD STREET	JAN 2009	SEP 2012	Approved - Active	1,622	-					1,622
94351 - WOODSEATS RD RAILWAY GR RECON	JAN 2009	SEP 2012	Approved - Active	0	100					100
94362 - BROOMHILL LIBRARY	JAN 2012	DEC 2014	Approved - Active							

Values in £'000s	Project Start	Project End	Approval Status	Expenditure							Total
				-2014	2014-2015	2015-2016	2016-2017	2017-2018	2018-		
94366 - ST VINCENT PPS SCHEME	APR 2012	MAR 2014	Approved - Active	18	-	-	-	-	-	-	18
94371 - LTP STREETLIGHTING (G000041)	APR 2012	MAR 2013	Approved - Active	863	-	-	-	-	-	-	863
94378 - SHEAF VALLEY PARK / SOUTH ST	JAN 2009	DEC 2014	Approval Requested	912	89	-	-	-	-	-	1,001
94380 - MANOR FIELDS TODDLER PLAY	AUG 2011	APR 2015	Approval Requested	41	94	14	-	-	-	-	149
94390 - WOODLAND MGMT FOR BIRDS EM	JUL 2010	MAR 2015	Approved - Active	119	112	-	-	-	-	-	231
94391 - WOODLAND MGMT FOR BIRDS YH	JUL 2010	MAR 2015	Approved - Active	100	2	-	-	-	-	-	101
94397 - PARK HILL GREEN LINKS	NOV 2012	DEC 2015	Approved - Active	52	292	10	-	-	-	-	353
94402 - NEW MARKET DEVELOPMENT	MAR 2012	MAR 2015	Approved - Active	17,771	21	-	-	-	-	-	17,792
94415 - MEERSBROOK PARK MUGA	APR 2011	OCT 2013	Approved - Active	105	-	-	-	-	-	-	105
94438 - RS AUDITS & SCHEME COMPLETION	APR 2011	MAR 2015	Approved - Active	310	30	-	-	-	-	-	340
94445 - BN962 BUS AGREEMENT	JUN 2011	MAR 2018	Approved - Active	369	1,420	303	302	195	-	-	2,589
94451 - MANOR FIELDS UPLIFT PROJECT	SEP 2011	SEP 2014	Approval Requested	21	-	-	-	-	-	-	21
94453 - MANOR FIELDS KICKABOUT AREA	SEP 2011	DEC 2014	Approval Requested	8	0	-	-	-	-	-	8
94456 - SPITAL HILL PUBLIC ART	NOV 2011	MAR 2014	Approved - Active	61	21	-	-	-	-	-	82
94457 - WOMEN OF STEEL	OCT 2011	SEP 2015	Approved - Active	27	55	-	-	-	-	-	82
94459 - MILLHOUSES MILL BUILDINGS	MAY 2012	JUN 2014	Approved - Active	124	4	-	-	-	-	-	128
94463 - CLAY WOOD GREEN LINKS	SEP 2012	MAR 2016	Approved - Active	81	506	18	-	-	-	-	605
94464 - HACKENTHORPE SKATE & BMX	AUG 2012	MAR 2014	Approved - Active	52	-	-	-	-	-	-	52
94465 - HOLLINSEND MUGA	SEP 2012	DEC 2013	Approved - Active	95	-	-	-	-	-	-	95
94466 - WOODLANDS S106	JUL 2013	NOV 2014	Approved - Active	42	42	-	-	-	-	-	84
94468 - CHELSEA PARK IMPROVEMENTS	SEP 2013	AUG 2014	Approved - Active	22	22	-	-	-	-	-	44
94469 - WINCOBANK HILL PHASE 2	OCT 2013	NOV 2014	Approved - Active	67	67	-	-	-	-	-	134
94470 - URBAN NATURE PARKS	OCT 2013	APR 2019	Approved - Active	330	330	389	-	-	-	-	750
94471 - DOUGLAS ROAD	NOV 2013	MAR 2015	Approved - Active	31	25	-	-	-	-	-	56
94472 - CHAPELTOWN TEEN AREA	SEP 2014	MAR 2015	Approved - Active	26	26	-	-	-	-	-	52
94473 - BARBERS FIELD LIGHTING	MAR 2014	MAR 2015	Approved - Active	19	19	-	-	-	-	-	38
94474 - PARKS MACHINERY 2014	MAY 2014	MAR 2015	Approved - Active	22	22	-	-	-	-	-	44
94475 - BEIGHTON CLOSED LANDFILL	JUL 2014	SEP 2015	Approved - Active	208	208	167	-	-	-	-	375
94487 - CHARNOCK REC/N GROUND MUGA	FEB 2015	APR 2016	Approved - Active	35	35	39	-	-	-	-	74
94488 - HILLSBORO/HIGH HAZELS TENNIS	NOV 2011	MAR 2014	Approved - Active	31	-	-	-	-	-	-	31
97038 - CHAUCER PS ACTIVATION	APR 2010	MAR 2014	Approved - Active	8,470	-	-	-	-	-	-	8,470
97114 - DH COMMUNITY HEATING	JAN 2008	MAR 2015	Approved - Active	73,038	281	-	-	-	-	-	73,319
97126 - SHARROW ALMO WORKS	APR 2010	MAR 2020	Approval Requested	19,501	5,180	7,224	7,224	4,398	9,405	-	52,930
97127 - OBSOLETE HEATING	APR 2010	MAR 2020	Approval Requested	6,159	248	193	193	212	384	-	7,390
97131 - ALMO ASBESTOS SURVEYS	JAN 2008	MAR 2020	Approval Requested	12,788	57	155	-	-	-	-	13,000
97139 - LANSOWNE AND HANOVER CLADDING	APR 2011	MAR 2020	Approval Requested	11,581	-	2,990	2,990	2,990	5,980	-	26,531
97148 - S H MGMT FEES COMMISSIONED	APR 2011	MAR 2012	Approved - Active	3,817	-	-	-	-	-	-	3,817
97149 - SH RENTATIONS - OLD SCHEMES	JAN 2008	MAR 2018	Approval Requested	1,927	200	250	234	-	-	-	2,611
97150 - RHB LOANS HAL	APR 2010	MAR 2011	Approved - Active	698	-	-	-	-	-	-	698
97165 - SHEFFIELD RHB LOANS HAL	JAN 2008	JAN 2009	Approved - Active	55	-	-	-	-	-	-	55
97176 - BRADFORD RF FUNDS HAL	APR 2009	MAR 2015	Approved - Active	119	100	-	-	-	-	-	219
97200 - HOUSE CONDITION SURVEY	APR 2008	MAR 2013	Approved - Active	2,582	-	-	-	-	-	-	2,582
97212 - PAGE HALL REMODELLING (EAST)	JAN 2008	MAR 2020	Approval Requested	1,134	47	271	120	120	240	-	1,932
97222 - PSH EMPTY PROPERTIES	MAR 2008	MAR 2014	Approved - Active	7,360	-	-	-	-	-	-	7,360
97226 - SKINNERTHORPE SHM (EAST)	APR 2010	JUL 2014	Approved - Active	682	-	-	-	-	-	-	682
97241 - CHAUCER PUBLIC REALM	APR 2010	MAR 2016	Approved - Active	17	42	-	-	-	-	-	59
97243 - YORK - NY SUB REGION HAL	JAN 2008	MAR 2014	Approved - Active	13,668	-	-	-	-	-	-	13,668
97263 - DECENT HOMES VACANTS WORK											

Values in £'000s	Project Start	Project End	Approval Status	Expenditure							Total
				-2014	2014-2015	2015-2016	2016-2017	2017-2018	2018-		
97264 - HEALTH & SAFETY ENHANCE PROG	APR 2010	MAR 2019	Approved - Active	2,903	158	138	138	138	138	138	3,613
97266 - LEASEHOLDER CHARGES	APR 2010	MAR 2016	Approved - Active	2,043	197	164	184	184	184	211	2,403
97267 - IMPROVING ACCESS TO MTG ROOM	APR 2010	MAR 2019	Approval Requested	804	40	46	46	46	46	71	1,424
97269 - EMERGENCY DEMOLITIONS	JAN 2008	MAR 2020	Approval Requested	525	22	46	46	46	46	71	756
97271 - SWAN COMMISSIONED	JAN 2008	OCT 2015	Approval Requested	3,281	877	136	20	20	20	40	4,294
97282 - PARK HILL (STH)	JAN 2009	MAR 2015	Approval Requested	9,863	175	50	50	50	50	40	10,168
97294 - PARKHILL DEMOLITION SHM (STH)	APR 2008	MAR 2017	Approval Requested	2,826	86	371	107	107	107	3,390	
97315 - CASTLEBECK SAFE AND SECURE	JAN 2008	MAR 2014	Approved - Active	338	-	498	196	196	196	338	12,186
97321 - PROGRAMME MANAGEMENT COSTS GF	JAN 2008	MAR 2019	Approved - Active	10,602	498	498	250	250	250	500	12,186
97333 - MINOR WORK GRANTS	JAN 2008	MAR 2020	Approval Requested	858	429	250	250	250	250	500	2,537
97340 - SWAN	JAN 2008	JUN 2015	Approval Requested	8,172	367	37	37	37	37	500	8,576
97341 - CENTRALISED CLEARED SITES	JAN 2008	MAR 2016	Approved - Active	101	1	383	383	383	383	383	102
97348 - HRA PROGRAMME MANAGEMENT	JAN 2008	MAR 2019	Approved - Active	2,544	383	383	383	383	383	383	4,459
97350 - ARBOURTHORNE 5MS	APR 2013	MAR 2018	Approved - Active	569	2,552	1,871	1,731	1,731	1,731	6,723	
97352 - CHAUCER NEW SQUARE	APR 2007	MAR 2013	Approved - Active	591	-	50	100	100	100	591	
97355 - BRADFORD - WY SUB REGION HAL	APR 2010	MAR 2017	Approval Requested	236	42	80	80	80	80	160	612
97365 - NORFOLK PARK COMMUNITIES INITI	APR 2010	MAR 2015	Approved - Active	5	29	250	250	250	250	429	
97371 - SHELTERED LIFTS NEW INSTALL	JAN 2008	MAR 2017	Approved - Active	536	76	60	60	60	60	34	612
97390 - PSH WORKS IN DEFAULT	APR 2010	MAR 2020	Approval Requested	45	77	80	80	80	80	522	612
97394 - HULL - HUMBER SUB REGION HAL	JAN 2008	MAR 2016	Approval Requested	737	398	250	250	250	250	1,385	
97395 - NE LINGS - SUB REGION HAL	APR 2010	MAR 2016	Approval Requested	377	199	60	60	60	60	636	
97396 - SCC RETAINED RETENTIONS	MAR 2010	MAR 2011	Approved - Active	14	-	-	-	-	-	14	
97400 - SOUTH EAST (SH) (Q00045)	APR 2012	MAR 2014	Approved - Active	3,826	-	-	-	-	-	3,826	
97402 - DH KINSEY ROAD (Q00045)	APR 2012	MAR 2014	Approved - Active	1,788	-	-	-	-	-	1,788	
97403 - DH ERNEST COPLEY (Q00045)	APR 2012	MAR 2015	Approved - Active	842	1	419	419	419	419	843	
97404 - HEATING BREAKDOWNS (Q00069)	APR 2012	MAR 2019	Approved - Active	3,593	1,161	419	419	419	419	6,430	
97406 - NEW HEATING INSTALLATIONS (Q00069)	APR 2012	MAR 2018	Approved - Active	387	105	71	71	71	71	492	
97408 - FACELIFTS (SH) (Q00069)	SEP 2012	MAR 2016	Approval Requested	472	-	-	-	-	-	543	
97409 - RECYCLING ROLL-OUT (Q00069)	APR 2012	MAR 2015	Approved - Active	4	757	314	314	314	314	761	
97410 - REFUSE CHUTES (Q00069)	JUN 2012	MAR 2016	Approval Requested	64	15	1,867	1,867	1,867	1,867	394	
97412 - BALFOUR (Q00069)	APR 2013	MAR 2018	Approval Requested	368	1,044	845	845	845	845	4,124	
97413 - SWEENEY (Q00069)	APR 2013	MAR 2018	Approval Requested	368	1,044	845	845	845	845	4,124	
97414 - ARBOURTHORNE 5M'S REFURB (Q00069)	APR 2013	MAR 2018	Approval Requested	368	1,044	845	845	845	845	4,124	
97415 - COMM HTG - METER ROLL OUT (Q00069)	APR 2013	MAR 2018	Approval Requested	368	1,044	845	845	845	845	4,124	
97416 - COMM HTG - PIPEWORK RENEWAL (Q00069)	APR 2013	MAR 2017	Approval Requested	38	124	978	368	368	368	1,508	
97417 - COMM HTG - PLANT ROOMS (Q00069)	MAY 2013	MAR 2016	Approval Requested	98	514	25	25	25	25	637	
97418 - PITCHED ROOFING & ROOFLINE (Q00069)	JUL 2013	MAR 2020	Approval Requested	26	4,001	18,255	22,379	21,754	24,268	90,682	
97419 - FLAT ROOFING (Q00069)	APR 2013	MAR 2019	Approved - Active	23	3,944	4,907	3,961	15	11	12,860	
97420 - ELEMENTALS - ELECTRICS (Q00069)	APR 2013	MAR 2019	Approved - Active	23	3,944	4,907	3,961	15	11	12,860	
97422 - ENV IMPROV ESTATES PRIORITIES (Q00069)	SEP 2012	MAR 2014	Approved - Active	216	-	-	-	-	-	216	
97427 - CORNHILL CONCIERGE	OCT 2012	MAR 2014	Approved - Active	0	79	354	354	354	354	80	
97428 - SHEFFIELD HAL	APR 2013	MAR 2016	Approval Requested	317	1,708	354	354	354	354	2,378	
97429 - LTE'S PURCHASE & REPAIR	MAR 2014	MAR 2015	Approved - Active	27	273	273	273	273	273	300	
97433 - DARNALL SHOP FRONTS	JUL 2013	AUG 2014	Approved - Active	1	2	222	222	222	222	3	
97434 - CROSS HOUSE ENABLING WORK	AUG 2013	MAR 2016	Approval Requested	78	280	50	50	50	50	511	
97435 - LTE'S REPAIRS AND REFURB CHS	NOV 2013	MAR 2016	Approval Requested	78	280	50	50	50	50	511	
97437 - SPITAL HILL SHOP FRONTS	NOV 2013	MAR 2016	Approval Requested	78	280	50	50	50	50	330	
97438 - GOING LOCAL - NORTH WEST CCTV	NOV 2013	MAR 2015	Approved - Active	72	72	72	72	72	72	72	

Values in £'000s	Expenditure						Expenditure					
	Project Start	Project End	Approval Status	-2014	2014-2015	2015-2016	2016-2017	2017-2018	2018-	Total		
97441 - COMMUNAL AREAS-LOW RISE FLATS	NOV 2014	MAR 2020	Approval Requested		25	4,815	4,708	4,800	8,620	22,968		
97501 - EP LOANS HULL	APR 2013	MAR 2017	Approval Requested	22	53	50	75			200		
97502 - EP NORTH EAST LINC	MAR 2013	MAR 2016	Approval Requested	33	273	75				381		
97504 - EP LOANS YORK	APR 2014	MAR 2016	Approved - Active		45	47				92		
97505 - COMM EP NORTH EAST LINC	APR 2014	MAR 2016	Approved - Active		120					120		
97520 - KIRKLEES RF FUNDS HALL(2)	APR 2014	MAR 2015	Approval Requested		-	100	100			300		
97550 - SHC - NEW HOMES ACQUISITIONS	APR 2013	MAR 2015	Approval Requested	2,430	1,070	1,796		100		3,919		
97551 - COUNCIL HSG ACQUISITIONS PROG (Q00067)	APR 2014	MAR 2016	Approval Requested		2,123	6,923	262			7,475		
97552 - NEW BUILD COUNCIL HSG PHASE 1 (Q00067)	OCT 2014	APR 2016	Approved - Active		290					667		
97830 - EP NORTH AREA	APR 2010	MAR 2016	Approved - Active	385	167	116				1,113		
97831 - EP NORTH WEST	APR 2010	MAR 2016	Approved - Active	990	22	101				895		
97832 - EP EAST	APR 2010	MAR 2016	Approved - Active	211	471	213				881		
97833 - EP CENTRAL	APR 2010	MAR 2016	Approved - Active	383	312	186				1,480		
97834 - EP SOUTH EAST	APR 2010	MAR 2016	Approved - Active	532	418	530				1,803		
97835 - EP SOUTH WEST	APR 2010	MAR 2016	Approved - Active	1,606	100	96				211		
97836 - EP SHELTERED	APR 2010	MAR 2016	Approved - Active	124	80	8				104		
97837 - EP DOOR ENTRY WORKS	APR 2010	MAR 2016	Approved - Active	36	7	61				4,594		
97838 - COMPARTMENTALISATION - FS	APR 2010	MAR 2017	Approved - Active	665	1,076	1,611	1,242			158		
97891 - CITY ROAD BELL TOWER (Q00003)	SEP 2012	APR 2012	Approved - Active	158	-					242		
97896 - FIRTH PARK BOATING LAKE	JUN 2010	OCT 2013	Approved - Active	242	-					467		
97899 - PATH RESURFACING PROGRAMME (Q00007)	APR 2010	MAR 2015	Approval Requested	266	200					5		
97901 - HEELY DEVELOPMENT TRUST 537	JUL 2010	AUG 2010	Approved - Active	5	-					21		
97902 - RIVER STEWARD CO 509	JUL 2010	JUL 2010	Approved - Active	21	-					-		
97946 - PARKWOOD SPRINGS CYCLE TRACK	SEP 2010	OCT 2010	Approved - Active		4					114		
97957 - SOUTH WEST - ABBEY BROOK (Q00045)	APR 2011	DEC 2014	Approved - Active	3,106	76					3,182		
97958 - EAST - BURNGRAVE (Q00045)	APR 2011	MAR 2014	Approved - Active	3,577	-					3,577		
97966 - PARK VIEW (Q00045)	APR 2011	MAR 2017	Approved - Active	1,380	-					1,380		
97974 - PARK GRANGE DRIVE DEMOS	APR 2012	MAR 2014	Approval Requested	1,118	350	322	322		780	3,215		
97977 - NORTH - NEW PARSON CROSS (Q00045)	APR 2011	MAR 2015	Approved - Active	14	-					14		
97982 - HGV ROUTING STRATEGY (Q00062)	JUL 2011	MAR 2015	Approved - Active	10,815	60					10,875		
97983 - COACH PARKING STUDY (Q00062)	JUL 2011	MAR 2014	Approved - Active	190	110					300		
97985 - CITYWIDE 20MPH ZONE (Q00062)	APR 2012	MAR 2015	Approved - Active	5	-					5		
97986 - TRAFFIC CONTROLLER UPGRADES (Q00062)	JAN 2012	MAR 2015	Approved - Active	463	310					773		
97988 - CCTV PARKING ENFORCEMENT	JUN 2012	NOV 2015	Approval Requested	75	36	52				110		
97989 - SPRINKLERS - FIRE SAFETY (Q00069)	JUL 2013	MAR 2016	Approved - Active	271	64					387		
99987 - CAPITAL PFI CONTRIBUTIONS	AUG 2012	AUG 2018	Approved - Active	12	769	803				1,584		
Q00079 - COMMUNITY HEATING (CHS)	APR 2014	MAR 2020	Approval Requested	7,218	32,883	27,946	26,803	38,350		133,200		
Q00080 - ROOFS & EXTERNALS (CHS)	APR 2014	MAR 2020	Approval Requested		-	568	552	1,042	1,200	3,362		
Q00081 - ELECTRICS (CHS)	APR 2014	MAR 2020	Approval Requested		-	50	4,140	7,420	20,595	32,205		
Q00083 - WASTE MANAGEMENT (CHS)	APR 2014	MAR 2019	Approval Requested		-	922	4,600	5,520	15,440	26,482		
Q00084 - ESSENTIAL INVESTMENTS (CHS)	APR 2014	MAR 2020	Approval Requested		-	1,024	1,068	1,082		3,174		
Q00086 - KITCHENS, BATHROOMS, WINDOWS & DOORS	APR 2014	MAR 2020	Approval Requested		-	461	534	812		1,808		
Q00087 - STOCK INCREASE (CHS)	APR 2014	MAR 2019	Approval Requested	25	25	6,347	9,223	8,480	13,892	37,967		
Q00088 - PSH C1 HAZARDS	APR 2014	MAR 2020	Approval Requested		-	11,595	21,699	17,918	34,228	85,440		
Q00089 - OTHER PLANNED ELEMENTS (CHS)	APR 2014	MAR 2020	Approval Requested	93	93	50	50	50	100	343		
Q00090 - GARAGES (CHS)	APR 2015	MAR 2018	Approval Requested		-	1,144	1,172	1,202	4,250	3,518		

Values in £'000s	Project Start	Project End	Approval Status	Expenditure							Total
				-2014	2014-2015	2015-2016	2016-2017	2017-2018	2018-	Expenditure	
Q00091 - PHOTOVOLTAICS (CHS)	APR 2015	MAR 2020	Approval Requested		-	3,684	4,218	3,870	8,498	20,270	
<b>Total</b>				341,485	114,177	138,425	123,779	122,509	150,343	990,717	



### Summary Report / Annual Cabinet 1

Cycle: 140 - Budget Cycle NOV 14 Month End, Status: Closed, Type: Budget  
 Company: 00001 SHEFFIELD CITY COUNCIL  
 Programme: INFRASTRUCTURE  
 Directorate: \*All  
 Service: \*All  
 Division of Service 1: \*All  
 Division of Service 2: \*All  
 Division of Service 3: \*All  
 Division of Service 4: \*All  
 Manager: \*All  
 Business Unit / Project: \*All  
 Approval Status: Approved or Requested Approval Versions  
 Stage: 10 Project Planning - 90 Disposal

	Values in £'000s						Expenditure				Total
	Project Start	Project End	Approval Status	-2014	2014-2015	2015-2016	2016-2017	2017-2018	2018-	Expenditure	
90011 - ABBEY-BANNERDALE ASSETENHANCE (Q00070)	SEP 2012	MAR 2014	Approved - Active	232	38					270	
90014 - FARM SITES ENHANCEMENT (Q00070)	AUG 2014	MAR 2015	Approved - Active		8					8	
90015 - WESTFIELD ASSET ENHANCEMENT	JAN 2013	MAR 2015	Approved - Active	100	176					276	
90016 - OWL THORPE ASSET ENHANCEMENT	JAN 2013	MAR 2015	Approved - Active	99	350					449	
90017 - FIRE STRATEGY WORKS	JAN 2013	MAR 2015	Approved - Active	331	36					367	
90019 - BANNERDALE ASSETENHANCE	DEC 2012	OCT 2015	Approved - Active	186	758	330				1,273	
90020 - VOLUNTARY REGISTRATION	JUN 2013	MAR 2016	Approved - Active	185	197	94				475	
90025 - SORBY HOUSE RECONFIG	APR 2013	MAR 2015	Approved - Active	329	92					421	
90027 - STANFORTH-DARNALL FRA WORKS (Q00073)	DEC 2013	OCT 2015	Approved - Active		32	1,068				1,100	
90030 - MISC ASSET ENHANCEMENT	JUL 2014	MAR 2015	Approved - Active		138					138	
90101 - TOWN HALL ROOF & MASONRY REP	APR 2011	MAR 2015	Approved - Active	666	92					758	
90120 - MOORFOOT	APR 2010	MAR 2015	Approved - Active	7,254	721					7,975	
90133 - HOWDEN HOUSE ACCOMM STRATEGY	SEP 2011	MAR 2015	Approved - Active	40	1,010					1,050	
90138 - VEHICLE & PLANT EFFICIENCY 13-	JAN 2013	MAR 2015	Approved - Active	701	1,089					1,790	
90140 - PROJECT DELIVERY COSTS	APR 2013	MAR 2015	Approval Requested	983	517					1,500	
90141 - IT WORKSTREAMS	APR 2013	MAR 2015	Approved - Active	13	467					480	
94101 - DVS DEMOLITION (Q00005)	APR 2013	JUN 2014	Approved - Active	34	49					83	
94106 - DVS ASSET ENHANCEMENT (Q00005)	NOV 2013	MAR 2014	Approved - Active		332					332	
94107 - DVS REMEDIATION (Q00005)	DEC 2013	MAR 2016	Approved - Active		2,543	3,650				6,194	
94412 - FIRERISK ASSESSMENT PROGRAMME (Q00073)	APR 2010	MAR 2016	Approved - Active	60	-	148				208	
Q00006 - PROVISION OF DISABLED ACCESS	APR 2010	MAR 2016	Approved - Active	-	-	225				225	
Q00010 - CENTRAL LIBRARY	APR 2010	MAR 2016	Approved - Active	-	-	124				124	
Q00050 - ASBESTOS SCHEMES	APR 2011	MAR 2016	Approved - Active	-	-	150				150	
Q00065 - CBT Woodhouse/Tamery Lodge	APR 2012	MAR 2016	Approved - Active	-	-	450				450	
Q00073 - HEALTH & SAFETY COMPLIANCE	DEC 2012	MAR 2016	Approved - Active	-	-	2,269				2,269	
<b>Total</b>				<b>11,213</b>	<b>8,645</b>	<b>8,508</b>	<b>-</b>	<b>-</b>	<b>-</b>	<b>28,365</b>	

### Summary Report / Annual Cabinet 1

Cycle: 140 - Budget Cycle NOV 14 Month End, Status: Closed, Type: Budget

Company: 00001 SHEFFIELD CITY COUNCIL

Programme: COMPETITIVE CITY

Directorate: \*All

Service: \*All

Division of Service 1: \*All

Division of Service 2: \*All

Division of Service 3: \*All

Division of Service 4: \*All

Manager: \*All

Business Unit / Project: \*All

Approval Status: Approved or Requested Approval Versions

Stage: 10 Project Planning - 90 Disposal

	Values in £'000s						Expenditure				Total
	Project Start	Project End	Approval Status	-2014	2014-2015	2015-2016	2016-2017	2017-2018	2018-	Expenditure	
90118 - ANNS GROVE (Q00021)	DEC 2011	DEC 2013	Approved - Active	876	79					955	
90708 - ATTERCLIFFE HGV SIGNING	SEP 2011	MAR 2014	Approved - Active		19					19	
92356 - MILLENIUM GALLERY LIFE CYCLE	APR 2010	MAR 2015	Approved - Active	537	26					563	
93022 - PLUGGED IN (SOUTH) YORKSHIRE	MAY 2012	MAR 2015	Approved - Active	83	227					310	
94004 - MOOR PUBLIC REALM PHASE 2	JAN 2009	JUN 2014	Approved - Active	2,529	50					2,579	
94009 - PORTER BROOK REMEDIAL WORKS	JAN 2014	JAN 2015	Approved - Active		200					200	
94010 - LDV FLOOD DEFENCE WORKS	JUL 2013	MAR 2019	Approved - Active	522	2,936	8,930	5,741	15		18,144	
94012 - PORTER BROOK FLOOD STUDY	JUL 2013	APR 2014	Approved - Active	15	67					82	
94013 - GREY TO GREEN	SEP 2014	MAR 2016	Approved - Active		456	3,334	471	24		3,790	
94019 - ATTERCLIFFE GZ STREETSCENE	APR 2014	DEC 2017	Approval Requested	241	12	91				598	
94050 - NEW RETAIL QUARTER 2	OCT 2013	MAR 2015	Approved - Active		25,189					25,429	
94103 - LYCEUM CAPITAL REFURBISHMENT	APR 2014	MAR 2015	Approved - Active		500					500	
94108 - SITE GALLERY IMPROVEMENTS	JUL 2014	JUN 2017	Approved - Active		30	95				125	
94439 - NEW RETAIL QUARTER CPO	APR 2011	DEC 2016	Approved - Active	5,202	450	100	100		4,432	5,752	
97405 - INSULATION (COUNCIL HSG) (Q00069)	APR 2012	MAR 2020	Approval Requested	59	104	94	920	1,270		6,879	
97432 - ENERGY PROGRAMME - GREEN DEAL	JAN 2008	MAR 2015	Approved - Active	263	355					618	
97962 - DH - UTILITIES (Q00045)	APR 2011	MAR 2015	Approved - Active	664	46					710	
Q00078 - NRQ	JAN 2014	MAR 2016	Approved - Active		-	36,771				36,771	
<b>Total</b>				10,990	30,746	49,314	7,232	1,310	4,432	104,024	

### Summary Report / Annual Cabinet 1

Cycle: 140 - Budget Cycle NOV 14 Month End, Status: Closed, Type: Budget  
 Company: 00001 SHEFFIELD CITY COUNCIL  
 Programme: SUCCESS' CHILD/YOUNG PEOPLE  
 Directorate: \*All  
 Service: \*All  
 Division of Service 1: \*All  
 Division of Service 2: \*All  
 Division of Service 3: \*All  
 Division of Service 4: \*All  
 Manager: \*All  
 Business Unit / Project: \*All  
 Approval Status: Approved or Requested Approval Versions  
 Stage: 10 Project Planning - 90 Disposal

	Values in £'000s						Expenditure				Total
	Project Start	Project End	Approval Status	-2014	2014-2015	2015-2016	2016-2017	2017-2018	2018-		
90352 - HIGHWAYS - FORGE VALLEY	APR 2010	MAR 2015	Approved - Active	2,586	201					2,787	
90353 - BSF - ICT	JAN 2008	SEP 2011	Approved - Active	1,653	-					1,653	
90361 - BSF PH1 - INFRASTRUCTURE	JAN 2008	MAR 2015	Approved - Active	3,783	254					4,037	
90430 - OWLER BROOK PCP	APR 2009	MAR 2015	Approved - Active	3,667	72					3,739	
90449 - SF DEVOLVED CAPITAL 2011-12	APR 2011	MAR 2017	Approval Requested	7,285	1,167	1,400				11,402	
90479 - POST IMPLEMENTATION	APR 2010	MAR 2015	Approved - Active	221	10					231	
90548 - SCHOOLS ACCESS INITIATIVE	APR 2010	MAR 2015	Approved - Active	1,405	100					1,505	
90555 - CHILDRENS HOMES	APR 2010	OCT 2013	Approved - Active	584	-					584	
90579 - MANSELL - REFURB PCP	JAN 2009	SEP 2012	Approved - Active	2,301	-					2,301	
90601 - SCC INTERNAL PROG. COSTS - W1	JAN 2009	SEP 2010	Approved - Active	1	-					1	
90602 - LEP BUSINESS PLAN - W1	JUL 2009	NOV 2010	Approved - Active	337	-					337	
90603 - NEWFIELD BRIDGE	JAN 2008	NOV 2010	Approved - Active	1,634	-					1,634	
90604 - SILVERDALE	JAN 2008	NOV 2010	Approved - Active	1,746	-					1,746	
90605 - YEWLANDS	JAN 2008	OCT 2010	Approved - Active	18,054	-					18,054	
90606 - SEN SOUTH	JAN 2008	OCT 2010	Approved - Active	712	-					712	
90607 - HIGH STORRS	JUN 2009	DEC 2013	Approved - Active	30,321	-					30,321	
90608 - SEN NORTH	JAN 2010	DEC 2011	Approved - Active	13,696	-					13,696	
90610 - K54 SUPPORT COLLEGE	OCT 2009	SEP 2011	Approved - Active	6,186	-					6,186	
90611 - FIRTH PARK	OCT 2009	MAR 2011	Approved - Active	5,516	-					5,516	
90613 - SCC INTERNAL PROG. COSTS - W4	JAN 2010	MAR 2015	Approved - Active	3,688	111					3,799	
90614 - LEP BUSINESS PLAN - W4	MAR 2010	MAR 2018	Approved - Active	1,594	238	14	24	18		1,888	
90615 - BENTS GREEN	NOV 2009	MAY 2014	Approved - Active	13,641	-					13,641	
90616 - ALL SAINTS	JAN 2010	MAR 2013	Approved - Active	15,872	-					15,872	
90617 - MYERS GROVE	JAN 2010	MAR 2014	Approved - Active	29,710	-					29,710	
90618 - FIR VALE EXPANSION	AUG 2010	MAR 2014	Approved - Active	4,676	-					4,676	
90619 - PARKWOOD	APR 2010	MAR 2015	Approved - Active	19,753	-					19,753	
90620 - KING EDWARDS (UP)	APR 2010	MAR 2015	Approved - Active	19,885	81					19,966	
90621 - BRADFELD	APR 2010	MAR 2015	Approved - Active	2,686	14					2,700	
90622 - CITY	APR 2010	MAR 2014	Approved - Active	23,602	-					23,602	
90623 - STOCKSBRIDGE	APR 2010	APR 2015	Approved - Active	19,238	-					19,238	

Values in £'000s	Project Start	Project End	Approval Status	Expenditure						Total
				-2014	2014-2015	2015-2016	2016-2017	2017-2018	2018-	
90624 - BIRLEY	MAY 2010	MAR 2015	Approved - Active	19,739	39					19,778
90625 - HANDSWORTH GRANGE	OCT 2010	MAR 2015	Approved - Active	15,152	15					15,167
90626 - NOTRE DAME	MAR 2011	MAR 2014	Approved - Active	13,405	-					13,405
90627 - ADD'L PUPIL PLACES(SECONDARY)	MAR 2011	MAR 2015	Approved - Active	607	2,257					2,863
90628 - ECCLESFIELD	APR 2010	MAR 2013	Approved - Active	2,232	-					2,232
90629 - FIR VALE ICT	APR 2010	MAR 2013	Approved - Active	1,007	-					1,007
90630 - HINDE HOUSE	JUN 2010	DEC 2010	Approved - Active	1,117	-					1,117
90631 - KING EGBERT	JUN 2010	MAR 2011	Approved - Active	1,732	-					1,732
90632 - KING EDWARDS (LOW)	JUN 2011	MAR 2013	Approved - Active	1,153	-					1,153
90633 - MEADOWHEAD	JUN 2011	MAR 2012	Approved - Active	1,353	-					1,353
90634 - TAPTON	APR 2010	MAR 2013	Approved - Active	2,254	-					2,254
90635 - WESTFIELD	APR 2011	MAR 2012	Approved - Active	1,142	-					1,142
90636 - HERITAGE PARK	JAN 2010	MAR 2012	Approved - Active	113	-					113
90637 - HOLGATE MEADOWS	JAN 2010	JUN 2011	Approved - Active	104	-					104
90638 - SCC CONTRACT COSTS - W1	JAN 2008	MAR 2011	Approved - Active	842	-					842
90639 - SCC CONTRACT COSTS - W4	JAN 2008	APR 2018	Approved - Active	3,010	1,218	249	130	150		4,757
90672 - WISEWOOD SPORT CENTRE (Q00053)	NOV 2010	MAR 2014	Approved - Active	217	-					217
90678 - FEASIBILITY & DESIGN	JAN 2008	MAR 2015	Approval Requested	418	100					518
90687 - PMY MAINT.HEATING-BEIGHTON (Q00060)	AUG 2011	JUN 2014	Approved - Active	433	0					433
90689 - PMY MAINT.HEATING-HALFWAY JR (Q00060)	AUG 2011	JUN 2014	Approved - Active	562	0					563
90690 - PMY MAINT.ELEC-GREYSTONES (Q00060)	AUG 2011	JUN 2014	Approved - Active	443	1					445
90691 - PMY MAINT.EMERGENCY WORKS (Q00060)	JUL 2011	JUN 2015	Approved - Active	375	25					400
90692 - PMY MAINT.CONDITION MGT (Q00060)	JUL 2011	MAR 2014	Approved - Active	1,467	67					1,534
90704 - FOSTER CARER HOUSING ENHANCE	SEP 2011	APR 2015	Approved - Active	122	1,078					1,200
90709 - HJM & E DESIGN (Q00060)	NOV 2011	MAR 2015	Approved - Active	497	153					650
90714 - PPG2 - ACRES HILL PMY (Q00061)	DEC 2011	MAR 2015	Approved - Active	87	360					447
90715 - PPG2 - OUGHTBRIDGE PMY (Q00061)	MAY 2013	MAR 2015	Approved - Active	395	19	837				414
90716 - GRACE OWEN NURSERY	MAR 2012	APR 2016	Approval Requested	58	-					895
90717 - PMY MAINT. HEATING -LYDGATE J (Q00060)	APR 2012	SEP 2014	Approved - Active	988	(0)					988
90719 - PMY MAINT. - WINDOW PROG (Q00060)	APR 2012	MAR 2014	Approved - Active	434	28					462
90722 - PMY MAINT. - WCS (Q00060)	APR 2012	SEP 2014	Approved - Active	448	25					473
90723 - PMY MAINT.HM&E-ABBEY LANE (Q00060)	JUL 2012	MAR 2015	Approved - Active	926	8					934
90724 - PMY MAINT.HEATING-DOBROFT J (Q00060)	MAR 2013	MAR 2015	Approved - Active	451	2					453
90725 - PMY MAINT.ELEC - HALLAM PMY (Q00060)	JUL 2012	MAR 2015	Approved - Active	541	(14)					527
90730 - CAP MAINT - RADON EXTRACTION	SEP 2012	APR 2014	Approved - Active	17	33					50
90731 - NEW PMY - SKINNERTHORPE (Q00061)	NOV 2012	DEC 2014	Approved - Active	3,309	2,300					5,609
90732 - NEW PMY - WATERMEAD (Q00061)	NOV 2012	MAR 2015	Approved - Active	3,330	2,391					5,721
90733 - INTAKE PMY - MOBILE REPLACE	DEC 2012	MAR 2015	Approved - Active	261	0					262
90734 - NORFOLK PARK PMY REPLACEMENT	APR 2013	MAR 2016	Approval Requested	352	2,672	1,737				4,760
90736 - HUNTERS BAR - MOBILE REPLACE (Q00061)	MAY 2013	JUL 2014	Approved - Active	573	18					591
90737 - GLEADLESS PRIMARY - REBUILD (Q00061)	JUN 2013	AUG 2015	Approval Requested	239	648	1,414				2,300
90738 - PMY MAINT. HEATING - BANKWOOD (Q00060)	APR 2013	MAR 2015	Approved - Active	607	102					709
90739 - PMY MAINT. HEATING-PHILLIMORE (Q00060)	APR 2013	SEP 2014	Approved - Active	507	121					628
90740 - PMY MAINT STRUCT-PHILLIMORE (Q00060)	JAN 2008	DEC 2014	Approved - Active	290	10					300
90741 - PMY MAINT ELEC - WISEWOOD (Q00060)	APR 2013	MAR 2015	Approved - Active	319	36					355
90742 - PMY MAINT ELEC - LIMPSFIELD (Q00060)	APR 2013	MAR 2015	Approved - Active	448	46					493
90743 - FRA WORKS PROGRAMME (Q00060)	APR 2013	MAR 2015	Approved - Active	367	428					794
90744 - FEL CAPITAL (Q00075)	SEP 2013	MAR 2016	Approved - Active	62	514	458				1,035

Values in £'000s	Expenditure						Total			
	Project Start	Project End	Approval Status	-2014	2014-2015	2015-2016		2016-2017	2017-2018	2018-
90745 - THORNBURIDGE ACCESSIBLE UNIT	JUL 2014	MAR 2016	Approval Requested		140	760				900
90746 - GREYSTONES EXPANSION (Q00061)	NOV 2013	MAR 2016	Approved - Active	5	427	2,702				3,135
90747 - HALLAM RECONFIGURATION (Q00061)	NOV 2013	MAR 2016	Approval Requested	8	682	2,320				3,010
90748 - NEW PRIMARY NORTH EAST (3) (Q00061)	NOV 2013	MAR 2015	Approved - Active	6	24					30
90749 - WYBOURN EXPANSION (Q00061)	NOV 2013	SEP 2014	Approved - Active	3	557					560
90750 - NORFOLK COMMUNITY HEATING (Q00060)	MAY 2013	MAR 2015	Approved - Active	186	(14)					171
90751 - STOCKSBRIDGE - MOBILE REPLACE (Q00060)	JAN 2014	NOV 2014	Approved - Active	17	362					379
90752 - NETHER GREEN - MOBILE REPLACE (Q00060)	JAN 2014	MAR 2015	Approved - Active	6	232					238
90753 - LONGLEY - TWO CLASSROOM EXTN (Q00061)	JAN 2014	MAR 2015	Approved - Active	7	405					412
90754 - CARFIELD PRIMARY BOILER REPLAC (Q00060)	NOV 2013	MAR 2015	Approved - Active	11	198					209
90755 - EXPANSION - FSM PROV (INFANTS)	JAN 2014	OCT 2014	Approved - Active		1,316					1,316
90756 - PCMP - WALKLEY PMY HM&E (Q00060)	MAR 2014	JAN 2015	Approved - Active		700					700
90757 - FRA WORKS PROGRAMME - 14/15 (Q00060)	APR 2014	MAR 2016	Approved - Active		503	575				1,079
90758 - LYDGATE INFANTS - MECHANICAL (Q00060)	APR 2014	MAR 2015	Approved - Active		613					613
90761 - DON VALLEY SCHOOL (Q00061)	JAN 2014	SEP 2015	Approved - Active	159	8,109	8,433	1,050			16,700
90762 - TINSLEY PRIMARY (Q00061)	JUN 2014	DEC 2016	Approval Requested		-	7,000				8,050
90763 - ROWAN EXPANSION (Q00061)	JUN 2014	MAR 2016	Approval Requested		220	1,666				1,886
90764 - PRINCE EDWARD PRIMARY (Q00060)	AUG 2014	SEP 2015	Approved - Active		250	50				300
90766 - REIGNHEAD PMY - HEATING (Q00060)	JAN 2015	AUG 2015	Approval Requested		-	225				225
90768 - OUGHTBRIDGE EXTENSION (Q00061)	MAR 2015	MAR 2016	Approved - Active		10	990				1,000
90769 - ALDINE HOUSE - SUNDRY WORKS	JAN 2015	MAR 2015	Approval Requested		73					73
90770 - ALDINE HOUSE - EXTENSION	JAN 2015	FEB 2015	Approval Requested		5					5
94461 - PMY MAINT HEATING -STRADBROKE (Q00060)	JAN 2012	JUL 2014	Approved - Active	1,103	(13)		16,329			1,090
Q00061 - Basic Need - Popn Growth - Phs 2	APR 2011	MAR 2017	Approval Requested		-					16,329
<b>Total</b>				<b>342,046</b>	<b>31,745</b>	<b>30,980</b>	<b>18,933</b>	<b>168</b>	<b>-</b>	<b>423,872</b>

### Summary Report / Annual Cabinet 1

Cycle: 140 - Budget Cycle NOV 14 Month End, Status: Closed, Type: Budget  
 Company: 00001 - SHEFFIELD CITY COUNCIL  
 Programme: SAFE & SECURE COMMUNITIES  
 Directorate: \*All  
 Service: \*All  
 Division of Service 1: \*All  
 Division of Service 2: \*All  
 Division of Service 3: \*All  
 Division of Service 4: \*All  
 Manager: \*All  
 Business Unit / Project: \*All  
 Approval Status: Approved or Requested Approval Versions  
 Stage: 10 Project Planning - 90 Disposal

	Values in £'000s						Expenditure			
	Project Start	Project End	Approval Status	-2014	2014-2015	2015-2016	2016-2017	2017-2018	2018-	Total
97941 - CBT WINCOBANK COMMUNITY BLDG	APR 2012	MAR 2015	Approved - Active	51	271	-	-	-	-	323
<b>Total</b>				51	271	-	-	-	-	3,297

**Summary Report / Annual Cabinet 1**

Cycle: 140 - Budget Cycle NOV 14 Month End, Status: Closed, Type: Budget  
 Company: 00001 - SHEFFIELD CITY COUNCIL  
 Programme: TACKLING POVERTY/INCR SOC JUS  
 Directorate: \*All  
 Service: \*All  
 Division of Service 1: \*All  
 Division of Service 2: \*All  
 Division of Service 3: \*All  
 Division of Service 4: \*All  
 Manager: \*All  
 Business Unit / Project: \*All  
 Approval Status: Approved or Requested Approval Versions  
 Stage: 10 Project Planning - 90 Disposal

	Values in £'000s		Expenditure					Expenditure		
	Project Start	Project End	Approval Status	-2014	2014-2015	2015-2016	2016-2017	2017-2018	2018-	Total
97961 - DH - METERING (Q00045)	JUN 2011	MAR 2017	Approval Requested	206	1,177	1,564	2,464			5,411
<b>Total</b>				206	1,177	1,564	2,464	-	-	5,411

This page is intentionally left blank